

---

AWARENESS AND PERCEPTIONS OF  
THE OSISKO MINING COMPANY

---

**PRESENTATION OF RESULTS**

---

SEPTEMBER-OCTOBER 2011

---

「 life to ideas

「 C R O P 」

# TABLE OF CONTENTS

---

---

CONTEXT AND OBJECTIVES	3
METHODOLOGY	5
EXECUTIVE SUMMARY	10
OPPORTUNITIES FOR OSISKO	14
SUMMARY OF RESULTS	15
ATTITUDES TOWARD THE MINING INDUSTRY IN GENERAL	19
CONTRIBUTION TO SOCIOECONOMIC LIFE	24
IMPACT OF OPERATIONS	48
RELOCATION	59
OSISKO AND SOCIAL RESPONSIBILITY	67
OSISKO AND THE ENVIRONMENT	81

---

# CONTEXT AND OBJECTIVES

---

REPORT PREPARED FOR THE OSISKO MINING COMPANY

## Context and objectives

---

**The Osisko mining corporation would like to know what Abitibi-Témiscamingue residents think of the Canadian Malartic mine.**

CROP was appointed by Larouche Consultant Inc. to measure awareness of Osisko as well as residents' perceptions of the work conducted by the mining company.

**Specifically, the study must fulfill the following objectives:**

- Awareness, perception and general evaluation of the mining industry
- Awareness of mining companies
- Perceived effects of Osisko and the Canadian Malartic mine on the region, economic life, the environment, quality of life in general, etc.
- Perceived effects of relocation of certain Malartic residents
- Perception of Osisko's role in terms of social responsibility
- Sociocultural profile
- Demographic and socioeconomic profiles

# METHODOLOGY

---

REPORT PREPARED FOR THE OSISKO MINING COMPANY

# Methodology

---

## Study population

This study was conducted among residents of the Abitibi-Témiscamingue region, segmented as follows:

- Town of Malartic
- Abitibi excluding Malartic
- Témiscamingue

## Questionnaire

The questionnaire was prepared by CROP in collaboration with partners from Larouche Consultant Inc. and from the Osisko mining corporation who were involved in the project.

Written in French and then translated into English, the final versions of the questionnaire were submitted to be approved by the team from Larouche Consultant Inc. and the Osisko mining corporation.

A pre-test was conducted to ensure that the questionnaire conforms to the study's objectives and the level of understanding of the respondents. Following this approach, no major issues were raised.

# Methodology

---

## Data collection

Data collection was conducted by phone from September 26th to October 12th, 2011.

In total, 1010 interviews were completed among residents of the l'Abitibi-Témiscamingue region.

Sampling was conducted as follows:

- Town of Malartic (n=302)
- Abitibi excluding Malartic (n=506)
- Témiscamingue (n=202)

The maximum margin of error associated with this sample (n=1010) is 3.1%, 19 times out of 20.

- Town of Malartic (n=302): 5.7%
- Abitibi excluding Malartic (n=506): 4.4%
- Témiscamingue (n=202): 6.9%

Note that the margin of error increases when the results pertain to sub-groups of the sample.

The duration of the questionnaire was 19 minutes.

# Methodology

---


## Data analysis

Statistical treatment of data was conducted with the assistance of the STAT XP software program to produce cross tables that allow detailed analysis of the results.

The total of certain results does not always equal 100% because the calculations are based on rounded percentages.

Total results may sometimes exceed 100% when a question allows multiple answers.

“DNK” in the report means “Don’t know”.

When relevant, significant differences\* are indicated by the following symbol: 

. 

# Methodology

---

## How to read the results

In **blue** and **red** we have indicated the groups that are significantly **under-represented** and **over-represented** within the same banner.

	<u>Total respondents</u>	
Behaviour A	58%	Men: <b>62%</b>

The above example shows that the group of men tends to be proportionally greater than the rest of the population in displaying behaviour A in a statistically significant manner.

A man in a dark suit and tie is sitting on a wooden bench, reading a newspaper. He is looking down at the paper. To his left, a can is on the bench. The background shows a stone wall and a cobblestone path. The entire image has a blue tint.

# EXECUTIVE SUMMARY

---

REPORT PREPARED FOR THE OSISKO MINING COMPANY

life to ideas

## Executive summary

---

Considering the results of the study that was conducted, we can confirm that the mining industry in general continues to maintain a **positive image** among residents of the Abitibi-Témiscamingue region (Very favourable: 61%).

34% of respondents mainly associate **employment** with the mining industry.

When Osisko was analyzed in greater detail, 53% of respondents **spontaneously cited** the company. The steps taken by Osisko have won the confidence of the majority of Malartic residents. 55% have a **very favourable opinion** and 32% have a somewhat favourable opinion of the company, which adds up to a very good score of 87%.

In addition, **promises are perceived as having been kept**. For Malartic residents, Osisko mainly contributes to:

- The economy
- Salaries and job stability
- Local suppliers
- Social life
- Public facilities
- Development prospects

## Executive summary

---

It is important to note that some **concerns** remain for 19% of respondents, mainly pertaining to the future or after operations are finished:

- Impact on the environment
- A big hole when the project is completed
- Closing the mine in general

Furthermore, 36% of Malartic residents have **concerns of a more everyday nature**, notably:

- Health
- Pollution
- Vibrations/dynamiting
- Security

## Executive summary

---

Company **communications** also appear to be **effective**. Retaining only the town's highest scores, Osisko:

- Really listens: 42%
- Consulted citizens a lot: 34%
- Keeps people very well informed: 38%

Finally, while 47% of Malartic residents believe that the mining company has made a **great effort** to be **respectful toward the environment**, they noted some aspects that could be improved such as:

- Reduction and control of dust
- Noise reduction
- Increase environmental protection

## Summary of results

Themes	Total respondents (n=1010)	Malartic residents (n=302)	Abitibi residents (n=506)	Témisca. residents (n=202)	Pro-Osisko (n=464)	Fav. Osisko (n=438)	Not fav. Osisko (n=108)		
Impact of the mining industry on the Abitibi-Témiscamingue region <b>Very + Somewhat favourable</b>	95%	VF: 61% SF: 34%	91%	VF: 62% SF: 29%	95%	92%	<b>98%</b>	<b>97%</b>	<b>69%</b>
Main idea associated with "mining company": <b>Jobs</b>	34%	40%	35%	27%	<b>40%</b>	34%	<b>13%</b>		
Spontaneous awareness of <b>Osisko</b>	53%	<b>88%</b>	<b>56%</b>	<b>24%</b>	51%	56%	50%		
Evaluation of Osisko <b>Very + Somewhat good</b>	90%	VG: 44% SG: 46%	87%	VG: <b>55%</b> SG: <b>32%</b>	90%	90%	<b>100%</b>	<b>100%</b>	<b>0%</b>
Osisko's contribution to the Malartic economy <b>A lot + A bit</b>	94%	AL: 79% AB: 15%	92%	AL: 75% AB: 17%	94%	91%	<b>98%</b>	<b>96%</b>	<b>68%</b>
Malartic residents' perception of salaries <b>Very good + Quite good</b>	86%	VG: 52% QG: 34%	87%	VG: 47% QG: 39%	86%	81%	<b>93%</b>	<b>83%</b>	<b>71%</b>
Malartic residents' perception of job stability <b>Very good + Quite good</b>	82%	VG: 42% QG: 40%	86%	VG: <b>52%</b> QG: 34%	82%	78%	<b>90%</b>	80%	<b>60%</b>

## Summary of results

Themes	Total respondents (n=1010)	Malartic residents (n=302)		Abitibi residents (n=506)	Témisca. residents (n=202)	Pro-Osisko (n=464)	Fav. Osisko (n=438)	Not fav. Osisko (n=108)	
Provides work to Malartic suppliers and subcontractors <b>A lot + Some</b>	64%	AL: 37% S: 28%	<b>80%</b>	AL: <b>50%</b> S: 31%	<b>66%</b>	<b>46%</b>	<b>75%</b>	60%	<b>39%</b>
Contributes to Malartic social and cultural life <b>A lot + A bit</b>	83%	AL: 53% AB: 31%	89%	AL: <b>64%</b> AB: 25%	<b>85%</b>	<b>71%</b>	<b>89%</b>	84%	<b>53%</b>
Improvement of Malartic's public facilities <b>Greatly + Somewhat</b>	84%	G: 59% S: 24%	88%	G: <b>68%</b> S: 20%	85%	<b>77%</b>	<b>88%</b>	85%	<b>64%</b>
Improvement of Malartic's public facilities compared to other towns in the Abitibi-Témiscamingue region <b>Greatly + Somewhat</b>	68%	G: 35% S: 33%	70%	G: 35% S: 36%	<b>69%</b>	<b>57%</b>	<b>78%</b>	<b>63%</b>	<b>47%</b>
Prospects for development for Malartic residents <b>Better prospects</b>	83%		81%		<b>84%</b>	77%	<b>90%</b>	86%	<b>42%</b>

## Summary of results

Themes	Total respondents (n=1010)	Malartic residents (n=302)	Abitibi residents (n=506)	Témisca. residents (n=202)	Pro-Osisko (n=464)	Fav. Osisko (n=438)	Not fav. Osisko (n=108)
Impact of the mine on quality of life of Malartic residents <b>Positive impact</b>	71%	67%	70%	73%	<b>84%</b>	70%	<b>18%</b>
Presence of the mine affects the respondents personally <b>Positive impact</b>	13%	<b>40%</b>	13%	<b>5%</b>	<b>21%</b>	<b>8%</b>	<b>2%</b>
Presence of the mine raises concerns among respondents personally <b>Yes</b>	19%	<b>36%</b>	19%	13%	<b>8%</b>	21%	<b>52%</b>
The relocation of a neighbourhood in the town of Malartic was conducted in a respectful manner <b>Yes</b>	75%	79%	<b>76%</b>	<b>65%</b>	<b>85%</b>	74%	<b>31%</b>
The relocated citizens have a better quality of life than they had in their old neighbourhood <b>Better quality</b>	60%	<b>81%</b>	<b>62%</b>	<b>41%</b>	<b>71%</b>	57%	<b>31%</b>

## Summary of results

Themes	Total respondents (n=1010)	Malartic residents (n=302)	Abitibi residents (n=506)	Témisca. residents (n=202)	Pro-Osisko (n=464)	Fav. Osisko (n=438)	Not fav. Osisko (n=108)
Awareness of Osisko's information and discussion sessions <b>Yes</b>	63%	<b>82%</b>	<b>65%</b>	<b>47%</b>	67%	63%	<b>51%</b>
Awareness of BAPE hearings, spring 2009 <b>Yes</b>	53%	<b>68%</b>	54%	47%	51%	53%	62%
Osisko listens to Malartic residents <b>Really + Somewhat</b>	77%	81%	<b>79%</b>	<b>68%</b>	<b>86%</b>	79%	<b>34%</b>
Osisko consults Malartic residents <b>A lot + Somewhat</b>	68%	72%	69%	<b>60%</b>	<b>82%</b>	<b>64%</b>	<b>31%</b>
Compared to other mining companies in the Abitibi-Témiscamingue region, Osisko consults the Malartic population <b>More</b>	45%	51%	<b>46%</b>	<b>33%</b>	<b>53%</b>	42%	<b>20%</b>

## Summary of results

Themes	Total respondents (n=1010)	Malartic residents (n=302)	Abitibi residents (n=506)	Témisca. residents (n=202)	Pro-Osisko (n=464)	Fav. Osisko (n=438)	Not fav. Osisko (n=108)	
Osisko informs Malartic residents <b>Very well + Somewhat well</b>	80%	VW: 25% SW: 55%	85% VW: <b>38%</b> SW: <b>47%</b>	<b>81%</b>	<b>69%</b>	<b>89%</b>	79%	<b>47%</b>
Compared to other mining companies in Abitibi-Témiscamingue, Osisko informs the population <b>More</b>	40%	39%	<b>42%</b>	<b>29%</b>	<b>48%</b>	38%	<b>16%</b>	
Underground mines are better for the environment <b>Underground mines</b>	39%	36%	39%	40%	37%	38%	<b>54%</b>	
Open-pit mines are better for the environment <b>Open-pit mines</b>	8%	11%	8%	10%	<b>12%</b>	7%	<b>1%</b>	
Osisko makes an effort to respect the environment <b>Great effort + Some effort</b>	78%	GE: 32% SE: 46%	80% GE: <b>47%</b> SE: <b>34%</b>	79%	71%	<b>88%</b>	79%	<b>30%</b>

# ATTITUDES TOWARD THE MINING INDUSTRY IN GENERAL

---

REPORT PREPARED FOR THE OSISKO MINING COMPANY

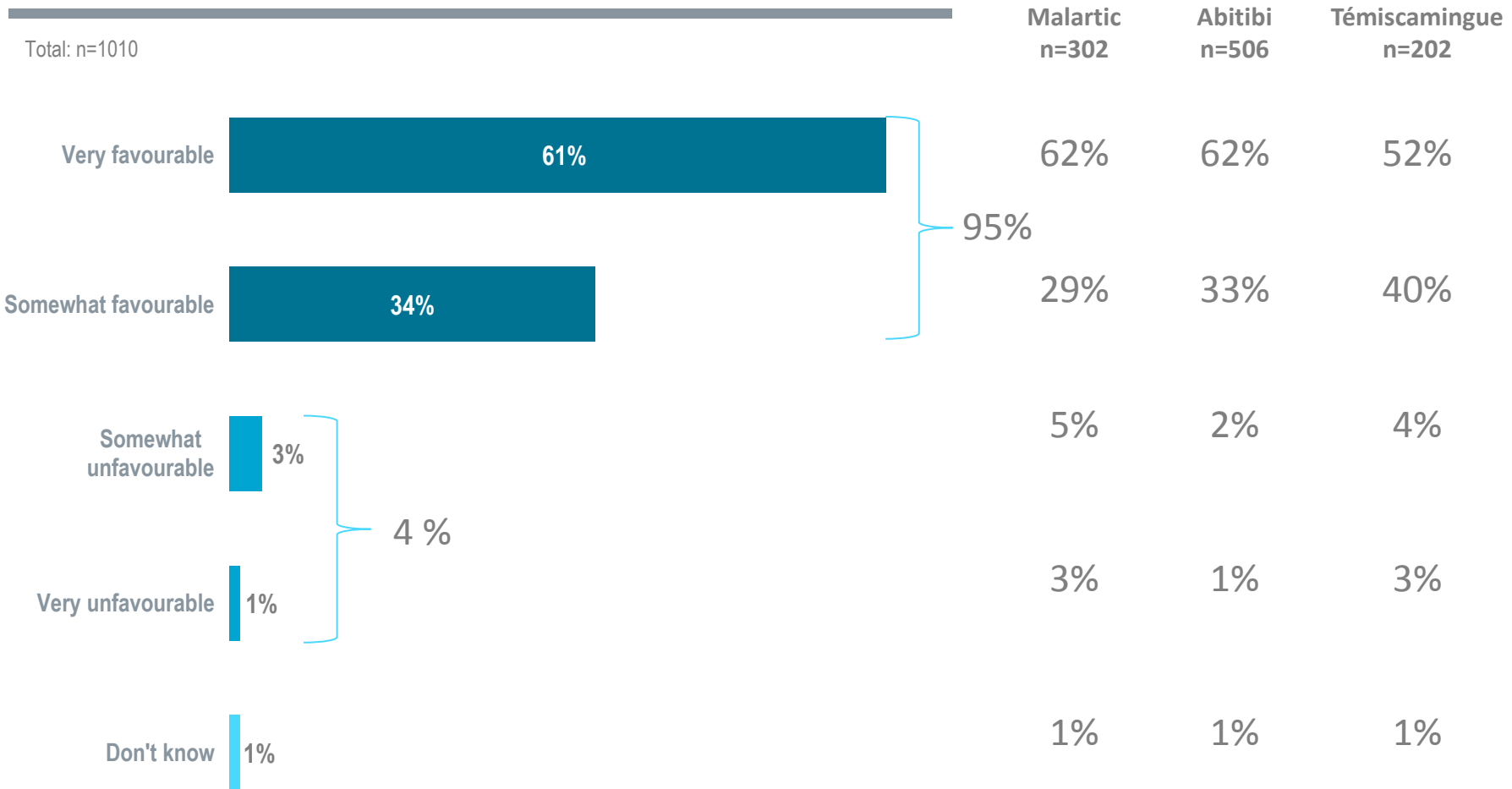


**The mining industry in general has had a favourable impact on the total respondents of the Abitibi-Témiscamingue region.**



**Osisko is well-known with an unaided awareness rate of 88% in Malartic.**

# Impact of the mining industry on the Abitibi-Témiscamingue region



Q1. Generally speaking, would you say that the mining industry is having a very favourable impact, a somewhat favourable impact, a somewhat unfavourable impact or a very unfavourable impact on the Abitibi-Témiscamingue region?

## Summary of words and ideas associated with the expression "mining companies"

Words or ideas	Total respondents (n=1010)	Malartic residents (n=302)	Abitibi residents (n=506)	Témiscamingue residents (n=202)
Job creation/jobs (without specifying)	34	40	35	27
Good for the economy/economic development	16	9	<b>18</b>	8
Money	8	5	8	9
Gold and other minerals	7	4	7	9
Prospecting, drilling	3	1	3	6
Pollution/dust	3	4	3	3

Q2. What is the first word or idea that comes to mind when you hear the words "mining companies"?

## Summary of words and ideas associated with the expression "mining companies"

Words or ideas	Total respondents (n=1010)	Malartic residents (n=302)	Abitibi residents (n=506)	Témiscamingue residents (n=202)
Excessive exploitation of natural resources	2	1	2	1
Good salaries / big salaries / salaries (without specifying)	2	2	2	4
Disaster / destruction / gaping hole	2	1	2	3
Environment	2	0	2	3
Osisko	2	<b>6</b>	2	3
Riches / prosperity / profit	2	3	1	3
Mine	2	3	2	2
Mining towns (Rouyn, Malartic...)	1	1	1	1
Positive / it's a plus / it's good / a good thing	1	3	1	1
Negative perception of mining companies	1	2	1	1
Noise / disturbance	0	<b>5</b>	0	0
Other	9	9	8	12
I don't know / refusal	2	2	2	4

Q2. What is the first word or idea that comes to mind when you hear the words "mining companies"?

# CONTRIBUTION TO SOCIOECONOMIC LIFE

---

REPORT PREPARED FOR THE OSISKO MINING COMPANY

 life to ideas



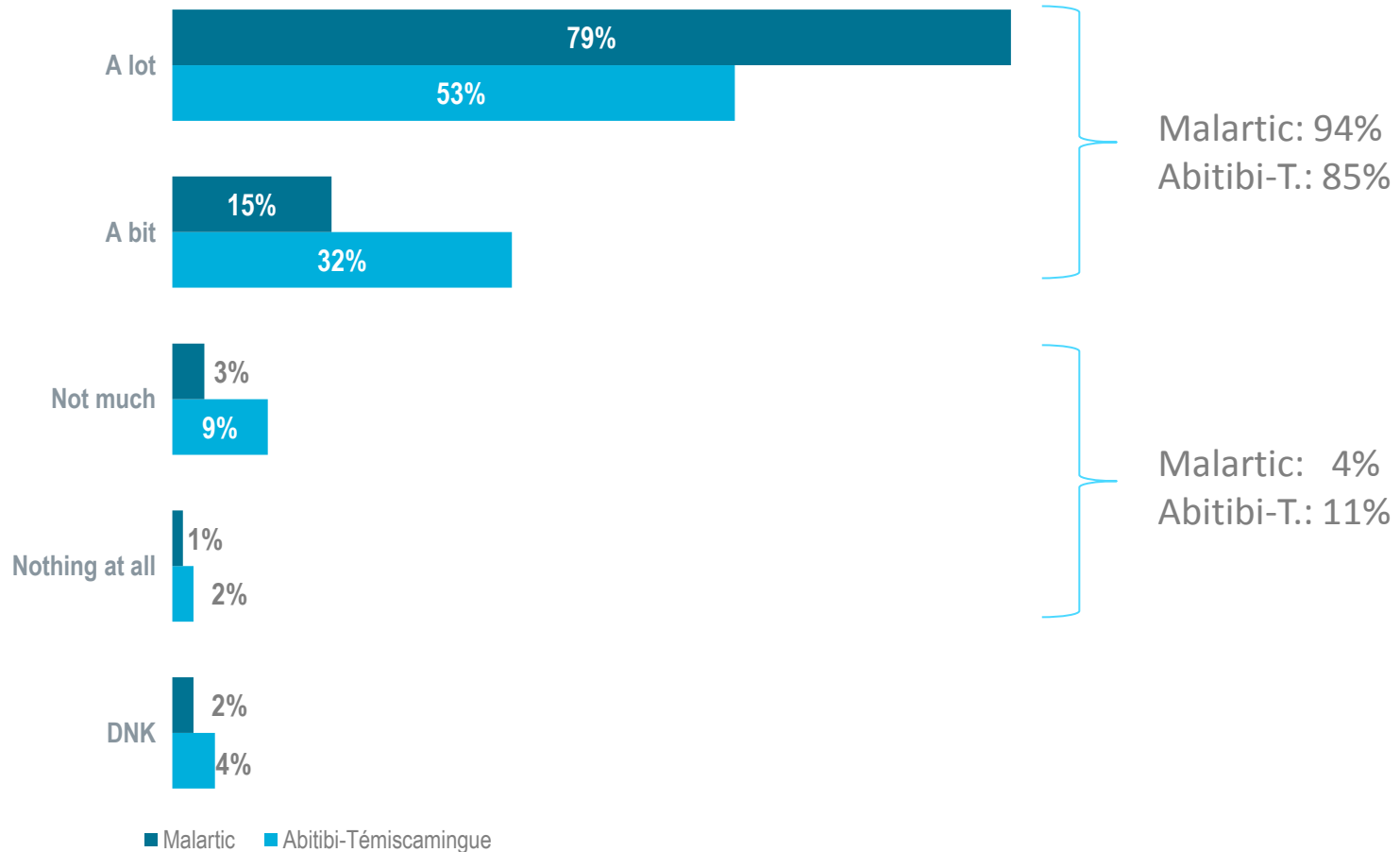
## Osisko contributes favourably to the socioeconomic life of Malartic and the Abitibi-Témiscamingue region



It offers stable jobs that pay well and also provides work to local suppliers and contributes to social life.

# Contribution to Malartic's and Abitibi-Témiscamingue's economy

Total: n=1010



Q5A. Would you say that the Osisko Mining Corporation contributes a lot, a bit, not much or nothing at all to the Malartic economy?

Q5B. Would you say that the Osisko Mining Corporation contributes a lot, a bit, not much or nothing at all to the Abitibi-Témiscamingue economy?

## Contribution to Malartic's economy

Malartic	Total respondents (n=1010)	Malartic residents (n=302)	Abitibi residents (n=506)	Témisca. residents (n=202)	Pro-Osisko (n=464)	Fav. Osisko (n=438)	Not fav. Osisko (n=108)
A lot	79	75	80	74	92	74	45
A bit	15	17	15	17	6	22	24
Not much	3	6	3	3	1	2	19
Nothing at all	1	2	1	1	0	0	7
I don't know/Refusal	2	0	1	5	1	2	5

Q5A. Would you say that the Osisko Mining Corporation contributes a lot, a bit, not much or nothing at all to the Malartic economy?

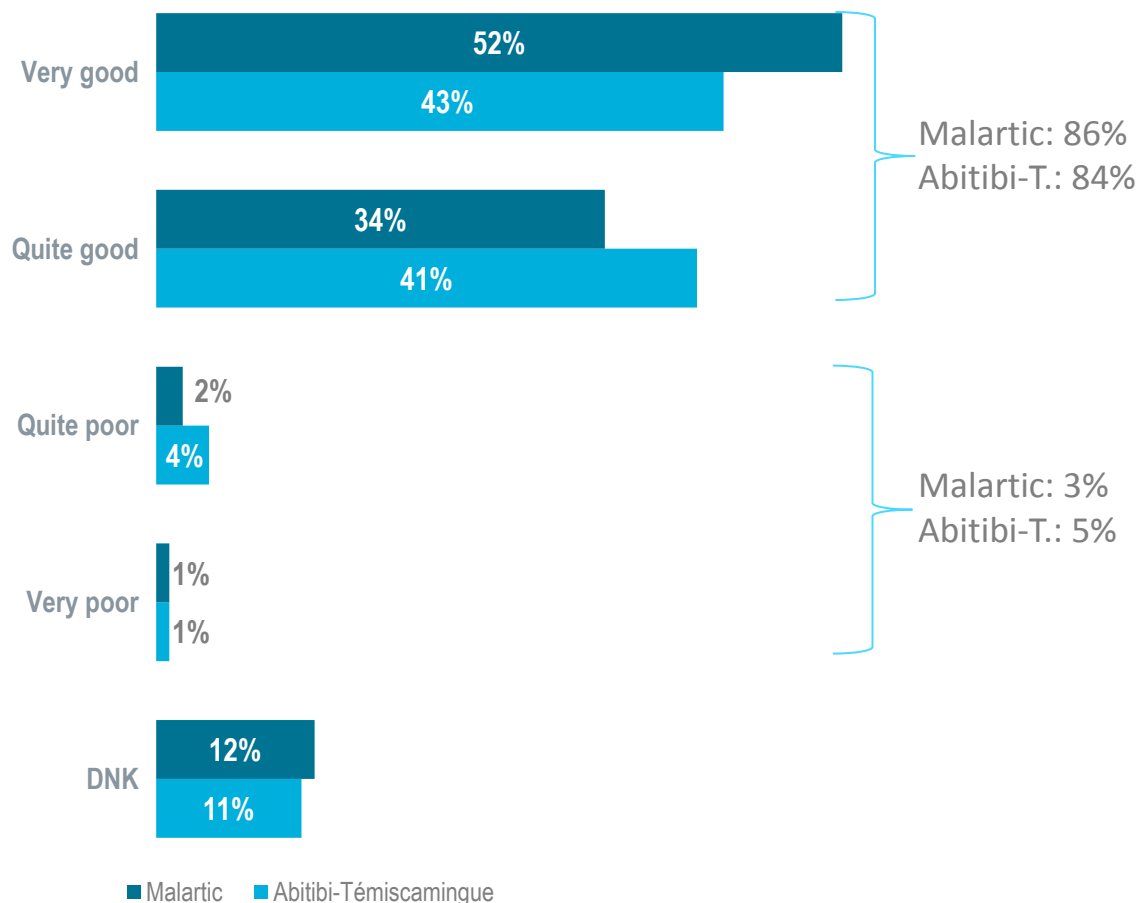
## Contribution Abitibi-Témiscamingue's economy

Abitibi-Témiscamingue	Total respondents (n=1010)	Malartic residents (n=302)	Abitibi residents (n=506)	Témisca. residents (n=202)	Pro-Osisko (n=464)	Fav. Osisko (n=438)	Not fav. Osisko (n=108)
A lot	53	61	54	46	<b>70</b>	<b>45</b>	<b>20</b>
A bit	32	25	32	31	<b>22</b>	<b>40</b>	36
Not much	9	6	8	12	<b>3</b>	11	<b>23</b>
Nothing at all	2	1	2	4	1	0	<b>13</b>
I don't know/Refusal	4	8	3	7	3	4	7

Q5B. Would you say that the Osisko Mining Corporation contributes a lot, a bit, not much or nothing at all to the Abitibi-Témiscamingue economy?

# Malartic and Abitibi-Témiscamingue residents' perception of salaries offered by Osisko

Total: n=1010



Q6A. In terms of salaries, would you say that the Osisko Mining Corporation provides Malartic residents with very good jobs, quite good jobs, quite poor jobs or very poor jobs?

Q6B. In terms of salaries, would you say that the Osisko Mining Corporation provides Abitibi-Témiscamingue residents with very good jobs, quite good jobs, quite poor jobs or very poor jobs?

## Malartic residents' perception of salaries offered by Osisko

Malartic	Total respondents (n=1010)	Malartic residents (n=302)	Abitibi residents (n=506)	Témisca. residents (n=202)	Pro-Osisko (n=464)	Fav. Osisko (n=438)	Not fav. Osisko (n=108)
Very good	52	47	53	46	<b>67</b>	<b>42</b>	<b>29</b>
Quite good	34	39	34	34	<b>26</b>	<b>40</b>	41
Quite poor	2	5	2	1	<b>0</b>	2	<b>7</b>
Very poor	1	2	1	0	0	0	<b>5</b>
I don't know/Refusal	12	7	11	19	7	15	18

Q6A. In terms of salaries, would you say that the Osisko Mining Corporation provides Malartic residents with very good jobs, quite good jobs, quite poor jobs or very poor jobs?

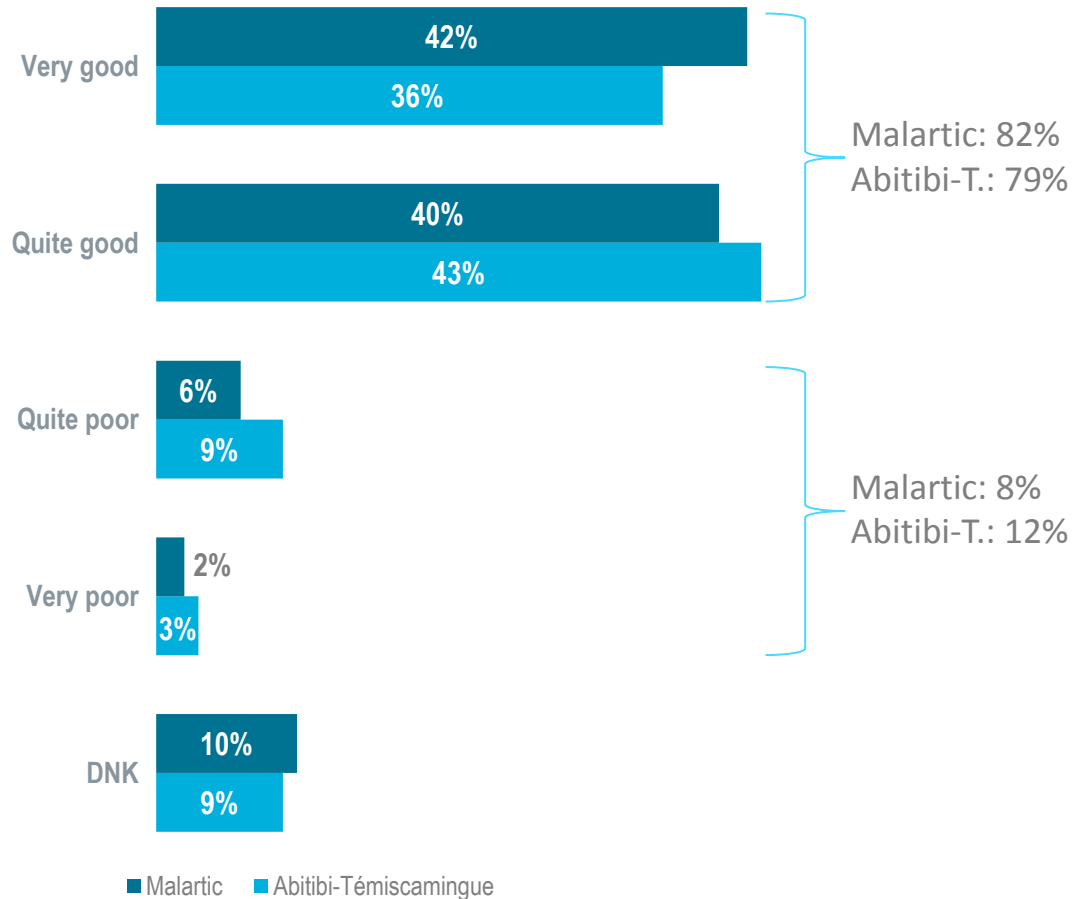
## Abitibi-Témiscamingue residents' perception of salaries offered by Osisko

Abitibi-Témiscamingue	Total respondents (n=1010)	Malartic residents (n=302)	Abitibi residents (n=506)	Témisca. residents (n=202)	Pro-Osisko (n=464)	Fav. Osisko (n=438)	Not fav. Osisko (n=108)
Very good	43	45	44	42	<b>60</b>	<b>32</b>	<b>23</b>
Quite good	41	39	41	40	<b>32</b>	<b>49</b>	45
Quite poor	4	<b>6</b>	3	5	<b>1</b>	4	<b>9</b>
Very poor	1	2	0	2	0	0	<b>3</b>
I don't know/Refusal	11	8	11	11	7	13	19

Q6B. In terms of salaries, would you say that the Osisko Mining Corporation provides Abitibi-Témiscamingue residents with very good jobs, quite good jobs, quite poor jobs or very poor jobs?

# Malartic and Abitibi-Témiscamingue residents' perception of job stability offered by Osisko

Total: n=1010



Q7A. In terms of job stability, would you say that the Osisko Mining Corporation provides Malartic residents with very good jobs, quite good jobs, quite poor jobs or very poor jobs?

Q7B. In terms of job stability, would you say that the Osisko Mining Corporation provides Abitibi-Témiscamingue residents with very good jobs, quite good jobs, quite poor jobs or very poor jobs?

## Malartic residents' perception of job stability offered by Osisko

Malartic	Total respondents (n=1010)	Malartic residents (n=302)	Abitibi residents (n=506)	Témisca. residents (n=202)	Pro-Osisko (n=464)	Fav. Osisko (n=438)	Not fav. Osisko (n=108)
Very good	42	<b>52</b>	42	37	<b>61</b>	<b>29</b>	<b>15</b>
Quite good	40	34	40	42	<b>28</b>	<b>51</b>	45
Quite poor	6	8	5	9	<b>1</b>	7	<b>20</b>
Very poor	2	3	2	0	1	1	<b>11</b>
I don't know/Refusal	10	4	10	13	8	13	9

Q7A. In terms of job stability, would you say that the Osisko Mining Corporation provides Malartic residents with very good jobs, quite good jobs, quite poor jobs or very poor jobs?

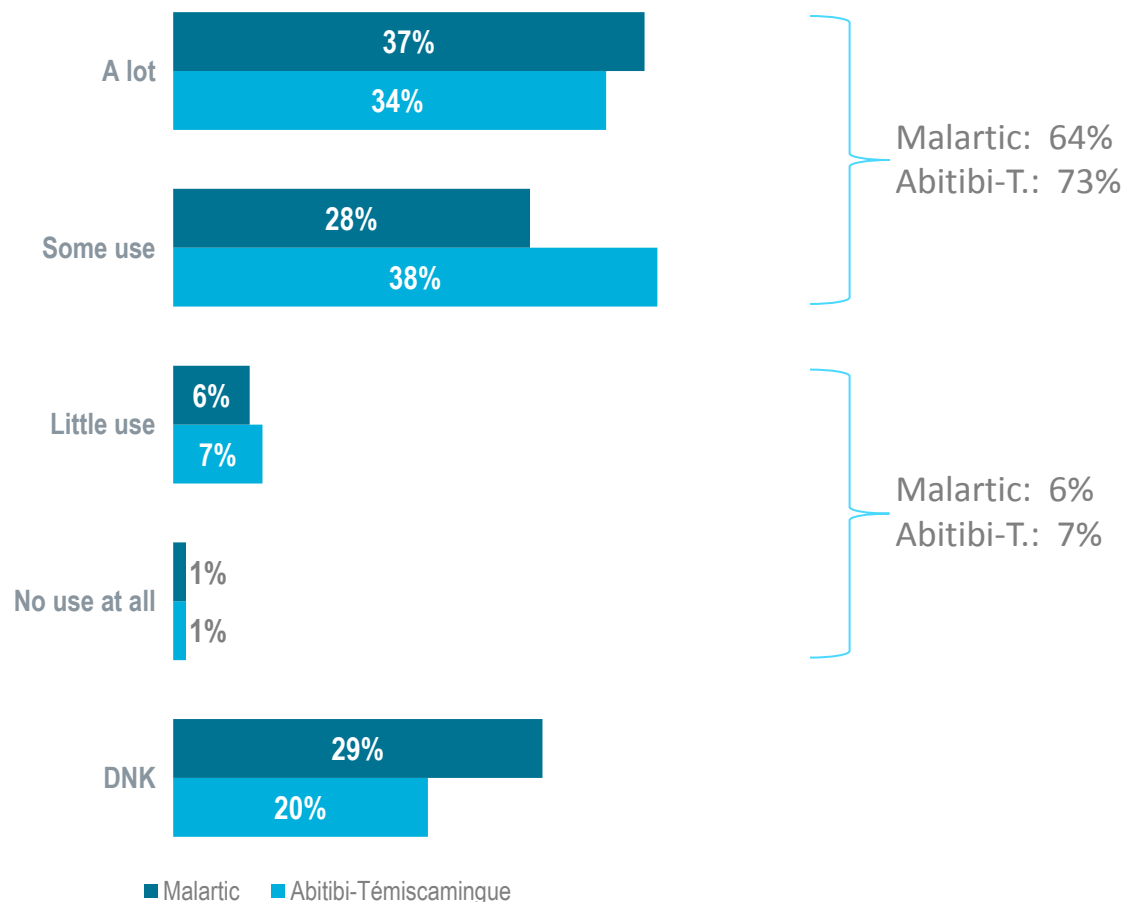
## Abitibi-Témiscamingue residents' perception of job stability offered by Osisko

Abitibi-Témiscamingue	Total respondents (n=1010)	Malartic residents (n=302)	Abitibi residents (n=506)	Témisca. residents (n=202)	Pro-Osisko (n=464)	Fav. Osisko (n=438)	Not fav. Osisko (n=108)
Very good	36	43	37	28	<b>51</b>	<b>26</b>	<b>13</b>
Quite good	43	39	43	46	<b>37</b>	<b>52</b>	33
Quite poor	9	7	9	14	<b>3</b>	11	<b>30</b>
Very poor	3	2	3	1	1	<b>1</b>	<b>14</b>
I don't know/Refusal	9	9	8	11	7	10	9

Q7B. In terms of job stability, would you say that the Osisko Mining Corporation provides Abitibi-Témiscamingue residents with very good jobs, quite good jobs, quite poor jobs or very poor jobs?

## Work offered to Malartic and Abitibi-Témiscamingue suppliers and subcontractors

Total: n=1010



Q8A. In your opinion, is the Osisko Mining Corporation making a lot of use, some use, little use or no use at all of Malartic suppliers and sub-contractors?

Q8B. In your opinion, is the Osisko Mining Corporation making a lot of use, some use, little use or no use at all of Abitibi-Témiscamingue suppliers and sub-contractors?

## Work offered to Malartic suppliers and subcontractors

Malartic	Total respondents (n=1010)	Malartic residents (n=302)	Abitibi residents (n=506)	Témisca. residents (n=202)	Pro-Osisko (n=464)	Fav. Osisko (n=438)	Not fav. Osisko (n=108)
A lot	37	<b>50</b>	<b>38</b>	<b>25</b>	<b>52</b>	<b>28</b>	<b>15</b>
Some use	28	31	28	22	<b>23</b>	<b>33</b>	24
Little use	6	<b>11</b>	5	6	<b>2</b>	6	<b>20</b>
No use at all	1	0	1	0	0	1	<b>3</b>
I don't know/Refusal	29	9	27	48	23	33	39

Q8A. In your opinion, is the Osisko Mining Corporation making a lot of use, some use, little use or no use at all of Malartic suppliers and sub-contractors?

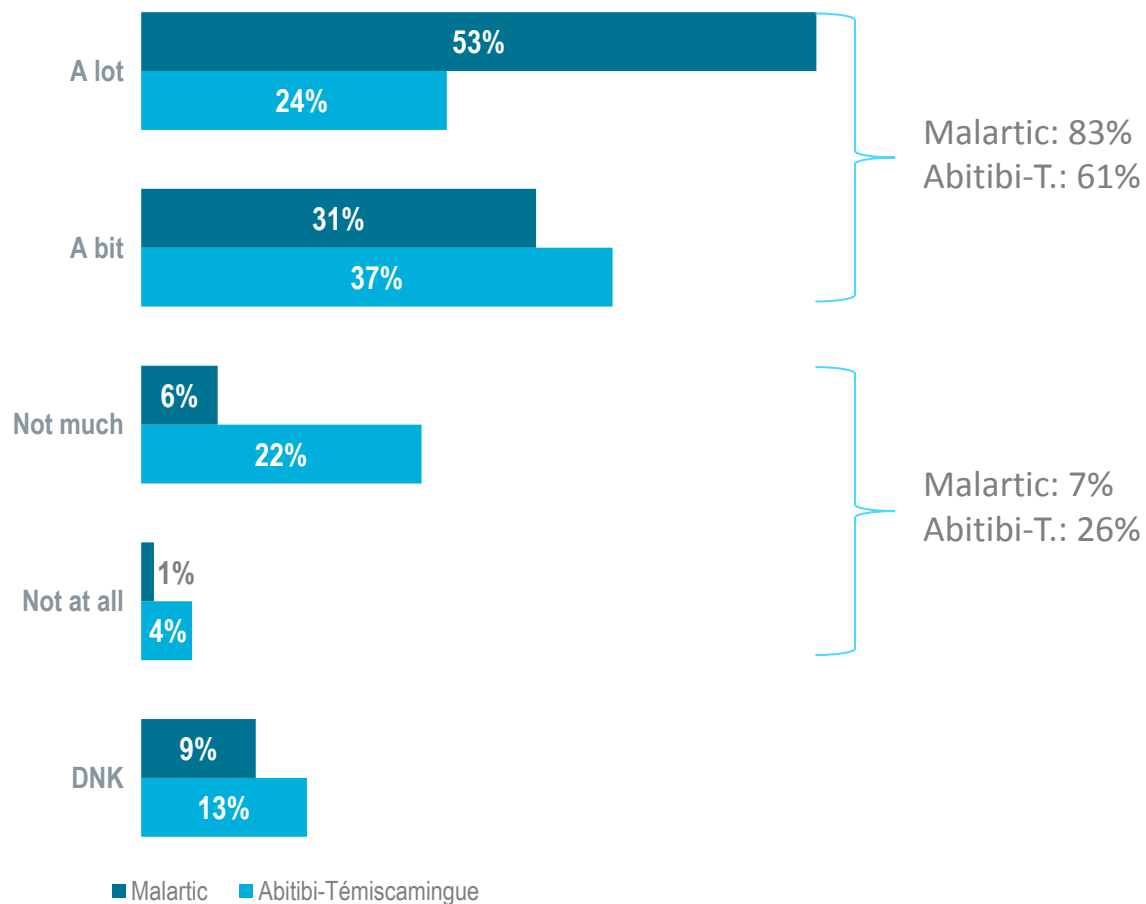
## Work offered to Abitibi-Témiscamingue suppliers and subcontractors

Abitibi-Témiscamingue	Total respondents (n=1010)	Malartic residents (n=302)	Abitibi residents (n=506)	Témisca. residents (n=202)	Pro-Osisko (n=464)	Fav. Osisko (n=438)	Not fav. Osisko (n=108)
A lot	34	<b>49</b>	35	<b>24</b>	<b>48</b>	<b>25</b>	<b>17</b>
Some use	38	36	39	33	35	41	37
Little use	7	4	6	9	<b>3</b>	8	<b>17</b>
No use at all	1	0	1	1	1	0	1
I don't know/Refusal	20	12	19	34	13	25	27

Q8B. In your opinion, is the Osisko Mining Corporation making a lot of use, some use, little use or no use at all of Abitibi-Témiscamingue suppliers and sub-contractors?

# Contribution to social and cultural life in Malartic and Abitibi-Témiscamingue

Total: n=1010



Q9A. In your opinion, does the Osisko Mining Corporation contribute a lot, a bit, not much or not at all to the social and cultural life of Malartic?

Q9B. In your opinion, does the Osisko Mining Corporation contribute a lot, a bit, not much or not at all to the social and cultural life of Abitibi-Témiscamingue?

## Contribution to social and cultural life in Malartic

Malartic	Total respondents (n=1010)	Malartic residents (n=302)	Abitibi residents (n=506)	Témisca. residents (n=202)	Pro-Osisko (n=464)	Fav. Osisko (n=438)	Not fav. Osisko (n=108)
A lot	53	<b>64</b>	<b>54</b>	<b>38</b>	<b>70</b>	<b>44</b>	<b>20</b>
A bit	31	25	30	33	<b>19</b>	<b>41</b>	33
Not much	6	6	6	7	<b>2</b>	5	<b>30</b>
Not at all	1	3	1	2	1	1	<b>5</b>
I don't know/Refusal	9	2	8	20	8	10	12

Q9A. In your opinion, does the Osisko Mining Corporation contribute a lot, a bit, not much or not at all to the social and cultural life of Malartic?

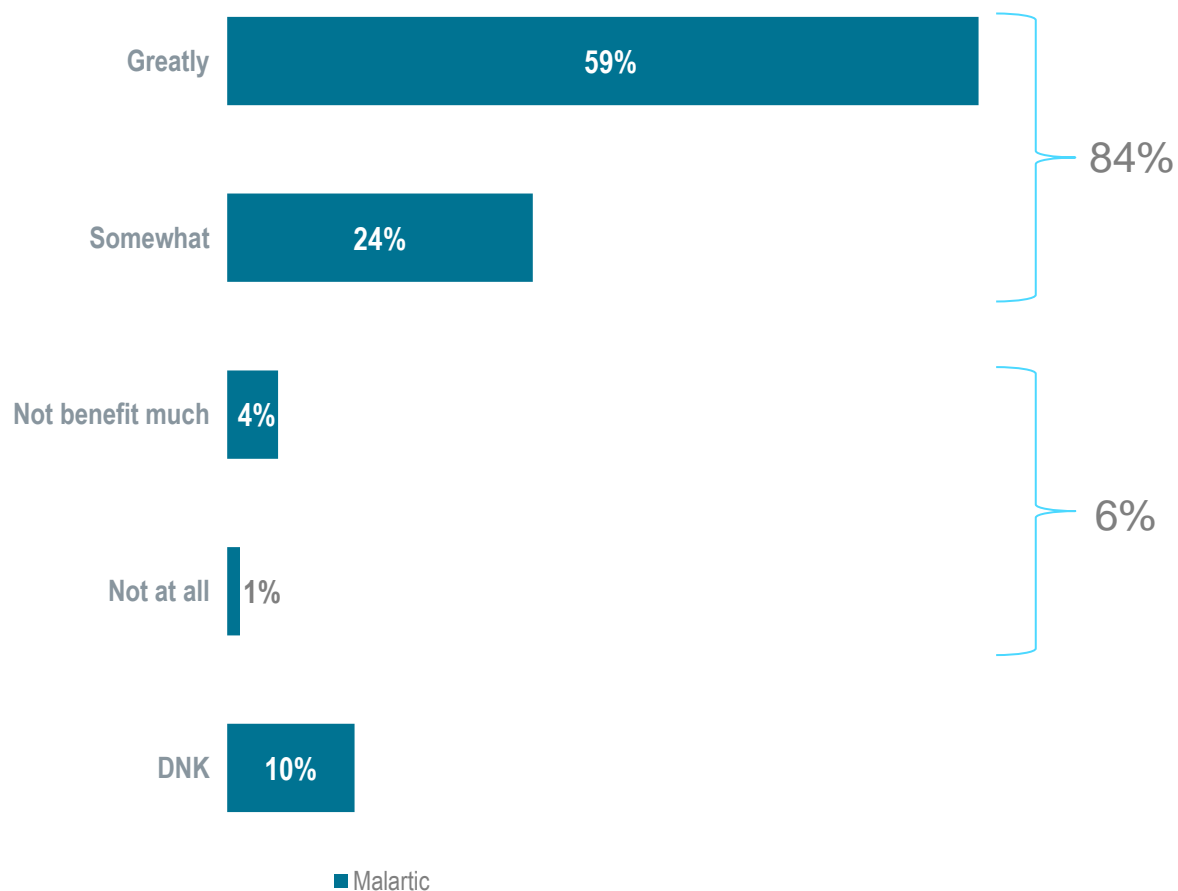
## Contribution to social and cultural life in Abitibi-Témiscamingue

Abitibi-Témiscamingue	Total respondents (n=1010)	Malartic residents (n=302)	Abitibi residents (n=506)	Témisca. residents (n=202)	Pro-Osisko (n=464)	Fav. Osisko (n=438)	Not fav. Osisko (n=108)
A lot	24	31	25	17	<b>39</b>	<b>13</b>	<b>8</b>
A bit	37	38	37	35	33	<b>44</b>	<b>19</b>
Not much	22	<b>14</b>	22	24	<b>13</b>	<b>26</b>	<b>44</b>
Not at all	4	2	4	8	<b>2</b>	3	<b>22</b>
I don't know/Refusal	13	16	13	16	13	14	7

Q9B. In your opinion, does the Osisko Mining Corporation contribute a lot, a bit, not much or not at all to the social and cultural life of Abitibi-Témiscamingue?

## Improvement of public facilities in Malartic

Total: n=1010



Q10A. In your opinion, does the presence of the Canadian Malartic mine (operated by the Osisko Mining Corporation) allow the town of Malartic to greatly benefit, somewhat benefit, not benefit much or not benefit at all from better public facilities than it had before?

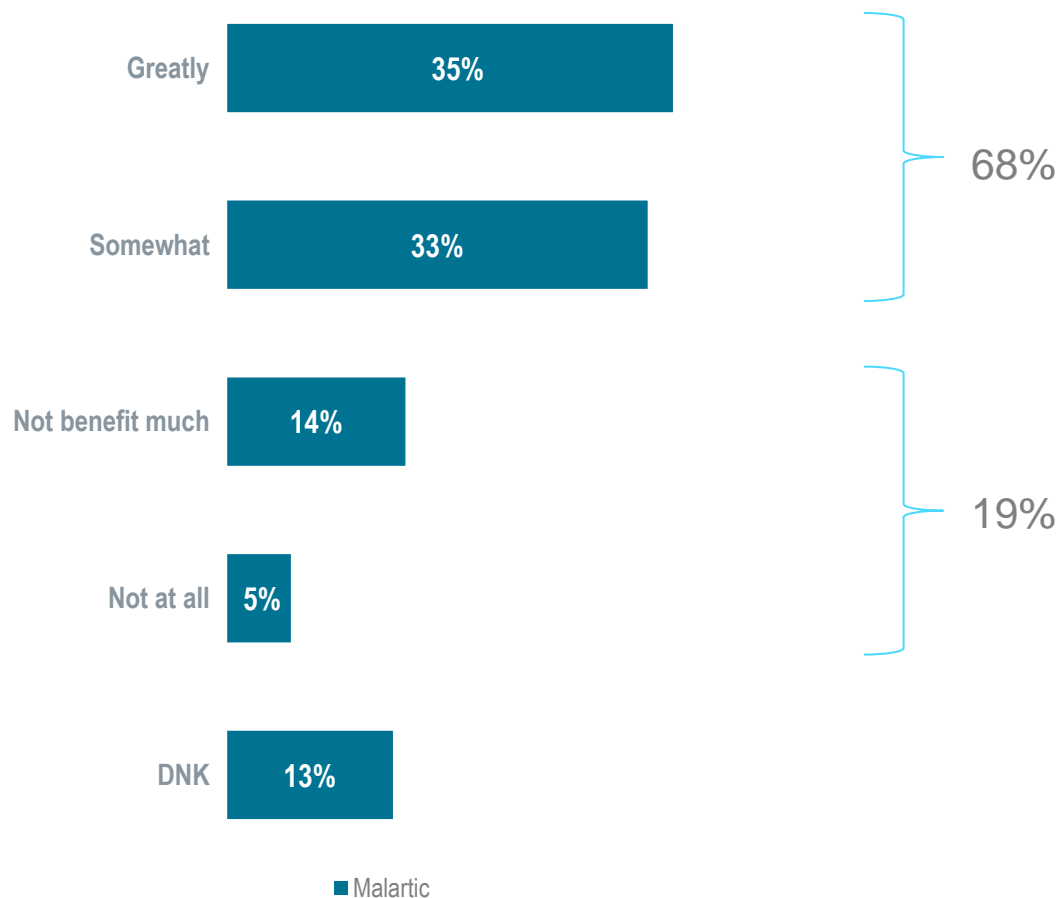
## Improvement of public facilities in Malartic

Malartic	Total respondents (n=1010)	Malartic residents (n=302)	Abitibi residents (n=506)	Témisca. residents (n=202)	Pro-Osisko (n=464)	Fav. Osisko (n=438)	Not fav. Osisko (n=108)
Greatly	59	68	61	46	73	53	34
Somewhat	24	20	24	31	15	32	31
Not benefit much	4	7	4	5	1	4	19
Not at all	1	1	2	1	2	0	5
I don't know/Refusal	10	4	10	17	9	11	11

Q10A. In your opinion, does the presence of the Canadian Malartic mine (operated by the Osisko Mining Corporation) allow the town of Malartic to greatly benefit, somewhat benefit, not benefit much or not benefit at all from better public facilities than it had before?

# Contribution to better public facilities in Malartic compared to other towns in Abitibi-Témiscamingue

Total: n=1010



Q10B. In your opinion, does the presence of the Canadian Malartic mine (operated by the Osisko Mining Corporation) allow the town of Malartic to greatly benefit, somewhat benefit, not benefit much or not benefit at all from better public facilities than other towns in the Abitibi-Témiscamingue region?

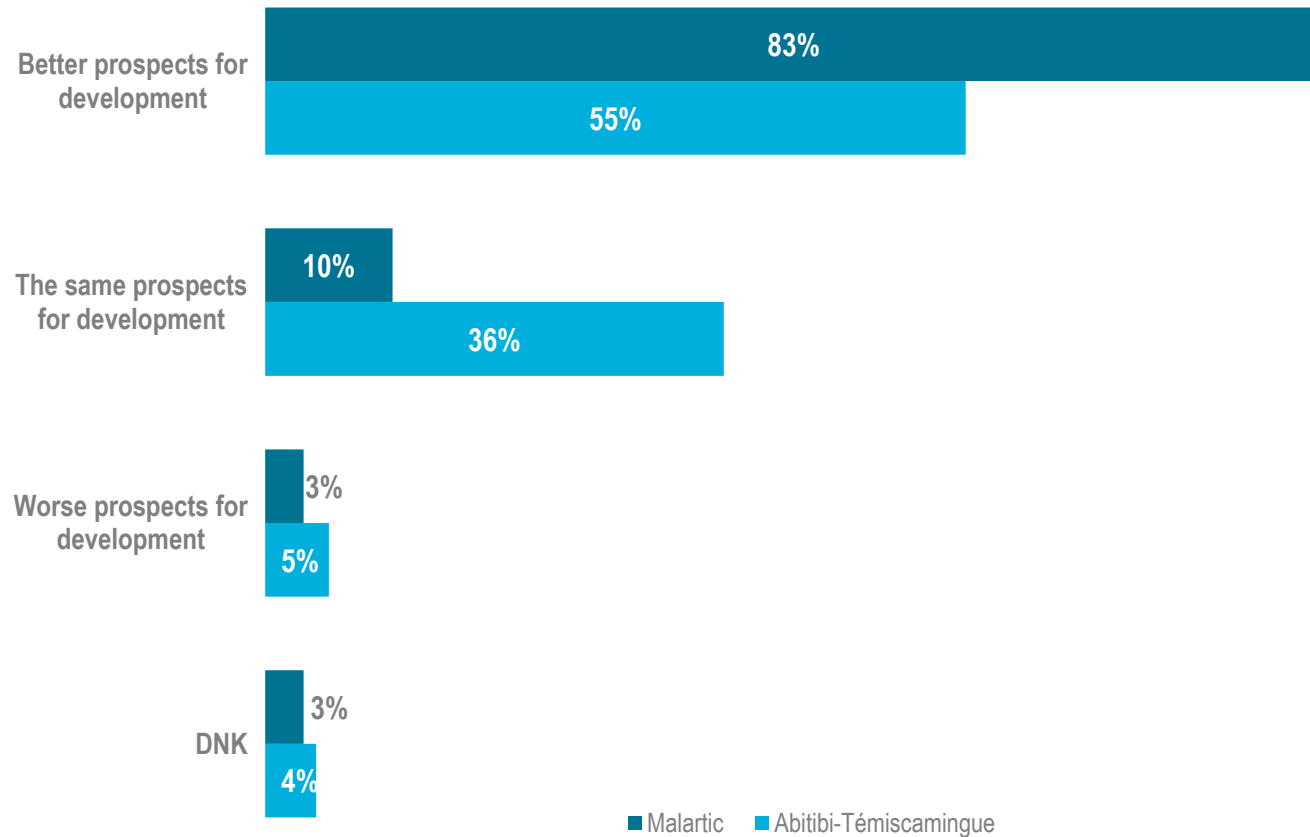
## Contribution to better public facilities in Malartic compared to other towns in Abitibi-Témiscamingue

Malartic	Total respondents (n=1010)	Malartic residents (n=302)	Abitibi residents (n=506)	Témisca. residents (n=202)	Pro-Osisko (n=464)	Fav. Osisko (n=438)	Not fav. Osisko (n=108)
Greatly	35	35	<b>36</b>	<b>24</b>	<b>47</b>	<b>25</b>	25
Somewhat	33	36	33	33	31	<b>38</b>	<b>22</b>
Not benefit much	14	13	14	18	<b>8</b>	<b>19</b>	<b>23</b>
Not at all	5	4	5	4	<b>2</b>	5	<b>16</b>
I don't know/Refusal	13	13	12	21	12	13	14

Q10B. In your opinion, does the presence of the Canadian Malartic mine (operated by the Osisko Mining Corporation) allow the town of Malartic to greatly benefit, somewhat benefit, not benefit much or not benefit at all from better public facilities than other towns in the Abitibi-Témiscamingue region?

# Prospects for development for Malartic and Abitibi-Témiscamingue residents

Total: n=1010



Q11A. Overall, would you say that the establishment of the Osisko Mining Corporation in 2006 in Malartic offers Malartic residents better prospects for development than before, the same prospects as before, or worse prospects than before?

Q11B. Overall, would you say that the establishment of the Osisko Mining Corporation in 2006 in Malartic offers Abitibi-Témiscamingue residents better prospects for development than before, the same prospects as before, or worse prospects than before?

## Prospects for development for Malartic residents

Malartic	Total respondents (n=1010)	Malartic residents (n=302)	Abitibi residents (n=506)	Témisca. residents (n=202)	Pro-Osisko (n=464)	Fav. Osisko (n=438)	Not fav. Osisko (n=108)
Better prospects for development	83	81	<b>84</b>	77	<b>90</b>	86	<b>42</b>
The same prospects for development	10	11	10	9	<b>7</b>	9	<b>28</b>
Worse prospects for development	3	5	<b>3</b>	<b>7</b>	<b>0</b>	<b>2</b>	<b>23</b>
I don't know/Refusal	3	3	3	8	3	3	7

Q11A. Overall, would you say that the establishment of the Osisko Mining Corporation in 2006 in Malartic offers Malartic residents better prospects for development than before, the same prospects as before, or worse prospects than before?

## Prospects for development for Abitibi-Témiscamingue residents

Abitibi-Témiscamingue	Total respondents (n=1010)	Malartic residents (n=302)	Abitibi residents (n=506)	Témisca. residents (n=202)	Pro-Osisko (n=464)	Fav. Osisko (n=438)	Not fav. Osisko (n=108)
Better prospects for development	55	61	55	53	<b>65</b>	51	<b>31</b>
The same prospects for development	36	<b>27</b>	37	33	<b>27</b>	<b>42</b>	46
Worse prospects for development	5	4	5	6	3	3	<b>19</b>
I don't know/Refusal	4	8	4	7	5	4	4

Q11B. Overall, would you say that the establishment of the Osisko Mining Corporation in 2006 in Malartic offers Abitibi-Témiscamingue residents better prospects for development than before, the same prospects as before, or worse prospects than before?

# IMPACT OF OPERATIONS

---

REPORT PREPARED FOR THE OSISKO MINING COMPANY



**Overall, Osisko has had a positive impact on citizens' quality of life.**

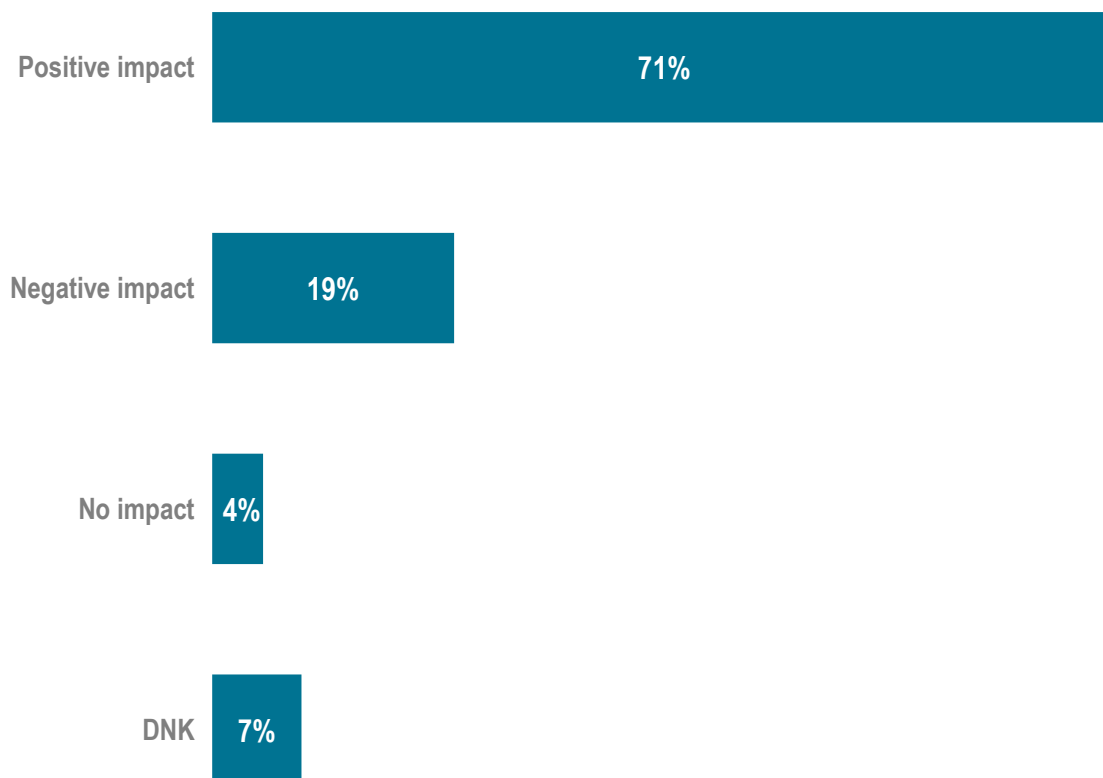


**Indicators such as the economy, new schools and new houses especially stand out for Malartic residents.**

## Impact on quality of life for Malartic citizens

---

Total: n=1010



Q12. Would you say that the presence of the Canadian Malartic mine (operated by the Osisko Mining Corporation) has a positive impact, a negative impact, or no impact on the quality of life of the citizens of the town of Malartic?

## Impact on quality of life for Malartic citizens

Malartic	Total respondents (n=1010)	Malartic residents (n=302)	Abitibi residents (n=506)	Témisca. residents (n=202)	Pro-Osisko (n=464)	Fav. Osisko (n=438)	Not fav. Osisko (n=108)
Positive impact	71	67	70	73	<b>84</b>	70	<b>18</b>
Negative impact	19	21	19	17	<b>5</b>	19	<b>72</b>
No impact	4	6	4	2	6	3	3
I don't know/Refusal	7	6	6	8	5	8	7

Q12. Would you say that the presence of the Canadian Malartic mine (operated by the Osisko Mining Corporation) has a positive impact, a negative impact, or no impact on the quality of life of the citizens of the town of Malartic?

## Main reasons for POSITIVE impact that the mine has had on Malartic citizens' quality of life

Positive aspects	Total respondents (n=709)	Malartic residents (n=201)	Abitibi residents (n=362)	Témisca. residents (n=146)	Pro-Osisko (n=394)	Fav. Osisko (n=299)	Not fav. Osisko (n=16)
Good for the economy	36	32	<b>34</b>	<b>50</b>	<b>29</b>	<b>42</b>	53
New schools	19	<b>30</b>	<b>21</b>	<b>4</b>	21	18	26
New houses	19	18	19	24	20	19	10
Better salary	11	9	11	10	9	14	0
New roads	9	10	9	4	10	8	0
Revived the town	9	14	9	7	11	8	7
New hospitals	8	10	<b>9</b>	<b>2</b>	10	7	0
New stores	8	10	9	7	8	9	10
Modernisation of infrastructures	7	10	7	3	5	7	32
New playgrounds	5	7	<b>6</b>	<b>0</b>	6	5	0
New parks	5	9	<b>5</b>	<b>0</b>	5	4	0
Job creation	4	<b>11</b>	4	3	3	6	7
Increased development	4	3	5	1	5	4	0
New residents	3	4	3	4	4	3	0
Cultural contribution	3	5	3	4	<b>1</b>	<b>5</b>	9
Better quality of life	2	3	2	1	2	2	0
Other	8	10	8	4	10	6	0
I don't know/Refusal	3	2	3	6	4	2	1

Q13A. What is your MAIN reason for believing that the Canadian Malartic mine (operated by the Osisko Mining Corporation) has a positive impact on the quality of life of the citizens of the town of Malartic?  
 FILTRE : Mentionne que la mine Canadian Malartic à un impact positif sur la qualité de vie des citoyens de Malartic.

## Main reasons for NEGATIVE impact that the mine has had on Malartic citizens' quality of life

Negative aspects	Total respondents (n=190)	Malartic residents (n=64)	Abitibi residents (n=91)	Témisca. residents (n=35)	Pro-Osisko (n=28)	Fav. Osisko (n=85)	Not fav. Osisko (n=77)
Noise	62	65	63	54	55	72	53
Dust	27	<b>72</b>	27	10	16	31	24
Pollution	26	21	26	28	16	24	32
Relocation	21	11	22	14	38	20	17
Open-pit mine	19	<b>2</b>	19	20	2	21	22
Bad for the environment	14	10	14	22	14	12	18
Unsafe	6	2	5	9	0	6	7
Vibrations	6	9	5	9	0	9	4
Temporary	6	4	6	7	8	3	9
Quality of life is not the same as before	4	3	4	2	0	2	7
Dangerous for health	1	2	1	4	2	2	0
Other	5	12	5	8	0	3	10
I don't know/Refusal	0	2	0	2	1	0	0

Q13B. What is your MAIN reason for believing that the Canadian Malartic mine (operated by the Osisko Mining Corporation) has a negative impact on the quality of life of the citizens of the town of Malartic?  
 FILTRE : Mentionne que la mine Canadian Malartic à un impact négatif sur la qualité de vie des citoyens de Malartic.

## Source of information about the positive or negative impact on citizens' quality of life

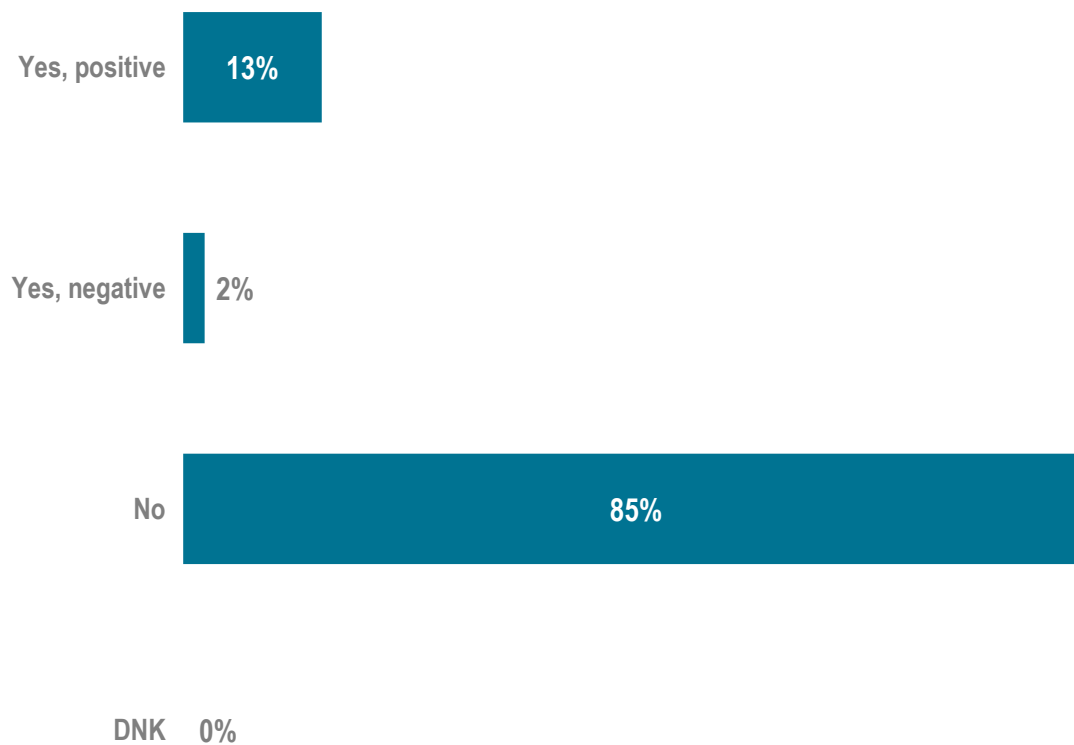
Source of information	Total respondents (n=1010)	Malartic residents (n=302)	Abitibi residents (n=506)	Témisca. residents (n=202)	Pro-Osisko (n=464)	Fav. Osisko (n=438)	Not fav. Osisko (n=108)
Heard about it in the media	60	<b>23</b>	60	64	<b>53</b>	<b>65</b>	64
Experience of a friend or acquaintance	40	32	40	37	43	37	39
My own experience	28	<b>67</b>	28	<b>16</b>	30	25	32
Meeting of citizens / City council	0	<b>3</b>	0	1	1	0	0
Other	2	3	2	1	2	<b>1</b>	<b>10</b>
I don't know/Refusal	3	2	3	4	4	2	1

Q14. How did you hear about the positive and/or negative impact of the presence of the Canadian Malartic mine (operated by the Osisko Mining Corporation) on the quality of life of the citizens of the town of Malartic?

## Direct impact on respondent

---

Total: n=1010



---

Q15A. Has the presence of the Canadian Malartic mine (operated by the Osisko Mining Corporation) had an impact on you personally, yes or no?

## POSITIVE direct impact on the respondent

Aspects positifs	Total respondents (n=194)	Malartic residents (n=116)	Abitibi residents (n=68)	Témisca. residents (n=10)	Pro-Osisko (n=137)	Fav. Osisko (n=54)	Not fav. Osisko (n=3)
New job	56	44	<b>59</b>	21	58	54	4
New schools	11	18	11	0	<b>16</b>	<b>2</b>	0
New stores nearby	10	12	11	0	9	14	0
New house	8	13	9	0	9	8	0
Attracts more people to Malartic	8	2	9	0	11	0	0
Good for the economy	8	5	6	37	5	15	0
Job security	8	5	8	14	7	5	93
New roads	6	5	7	0	9	0	0
Feeling of pride	3	1	3	10	2	4	0
Improved social climate	3	8	3	0	5	0	0
New hospitals	2	4	2	0	2	0	0
Increased value of houses	2	9	1	10	2	2	0
Beautification of the town	2	7	1	0	2	0	0
Opportunity for a better salary	2	2	2	0	0	5	0
New infrastructures	2	7	1	7	2	0	0
I was relocated	1	4	1	0	2	0	0
New playgrounds	0	2	0	0	0	0	3
New parks	0	5	0	0	0	0	0
Other	5	1	5	10	4	7	0
I don't know/Refusal	0	1	0	8	1	0	0

Q15B. How has the presence of the Canadian Malartic mine (operated by the Osisko Mining Corporation) had a positive impact on you personally?

FILTER: Respondents who stated that the Canadian Malartic mine has had a positive impact on them personally.

## NEGATIVE direct impact on the respondent

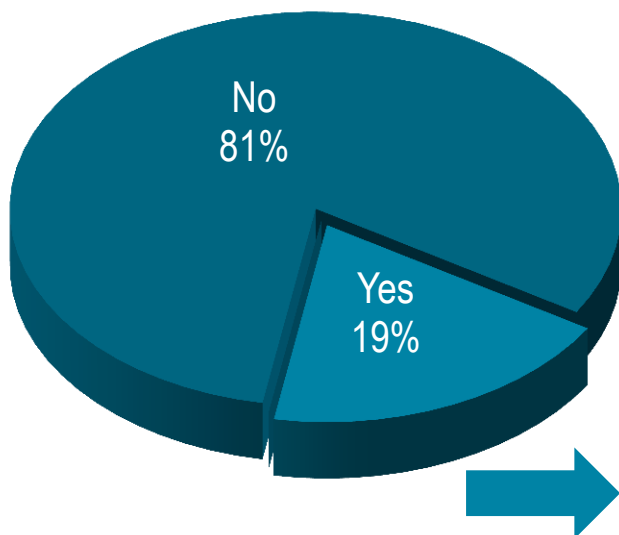
\* As this was based on 70 respondents, results are presented for information purposes only

Negative aspects	Total respondents (n=70)	Malartic residents (n=58)	Abitibi residents (n=8)	Témisca. residents (n=4)	Pro-Osisko (n=8)	Fav. Osisko (n=25)	Not fav. Osisko (n=37)
Destruction of the environment	41	12	46	73	0	59	41
Air pollution	20	16	25	0	0	3	<b>31</b>
Noise	17	69	0	0	19	26	12
Dust	16	66	0	0	22	21	13
Vibrations / Dynamiting	6	26	0	0	9	5	6
Relocation	4	18	0	0	0	9	3
Quality of life in general	2	6	0	0	0	1	2
Water and land pollution	1	4	0	0	0	3	0
Illnesses	1	3	0	0	0	0	1
Heavy traffic	1	5	0	0	0	4	1
Other	25	4	28	54	74	12	23
I don't know/Refusal	0	0	0	0	0	0	0

Q15C. How has the presence of the Canadian Malartic mine (operated by the Osisko Mining Corporation) had a negative impact on you personally?  
 FILTER: Respondents who stated that the Canadian Malartic mine has had a negative impact on them personally.

# Concerns

The mine's presence causes concern  
n=1010



Concerns	Total (n=233)	Malartic (n=107)	Abitibi (n=99)	Témis. (n=27)	Pro-Osisko (n=50)	Fav. Osisko (n=117)	Not fav. Osisko (n=66)
Concern about environmental impact	58	34	57	80	41	62	62
What to do with the big hole after the mine closes	19	9	21	8	15	17	27
Concern about mine closing	17	22	18	10	3	22	19
Concern for my health	4	21	4	0	9	4	1
Air pollution / dust	3	11	2	0	1	4	2
Vibrations / Dynamiting	3	21	2	0	1	3	5
Afraid of moving	3	11	2	6	4	2	4
Concern about safety	1	12	0	0	1	0	1
Other	11	7	11	15	26	3	15
I don't know/Refusal	0	2	0	3	1	1	0

Q16A. Does the presence of the Canadian Malartic mine (operated by the Osisko Mining Corporation) raise concerns for you personally?

Q16B. What concerns does the presence of the Canadian Malartic mine raise for you personally?

FILTER: Respondents who stated that the Canadian Malartic mine raises concerns for them personally.

# RELOCATION

---

REPORT PREPARED FOR THE OSISKO MINING COMPANY

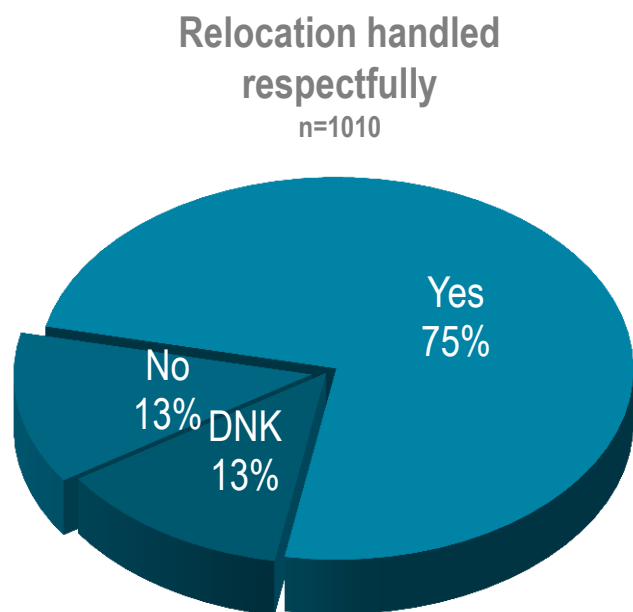


**The relocation of a Malartic neighbourhood was generally well perceived by citizens.**



**60% of them consider the new living environment to be of better quality.**

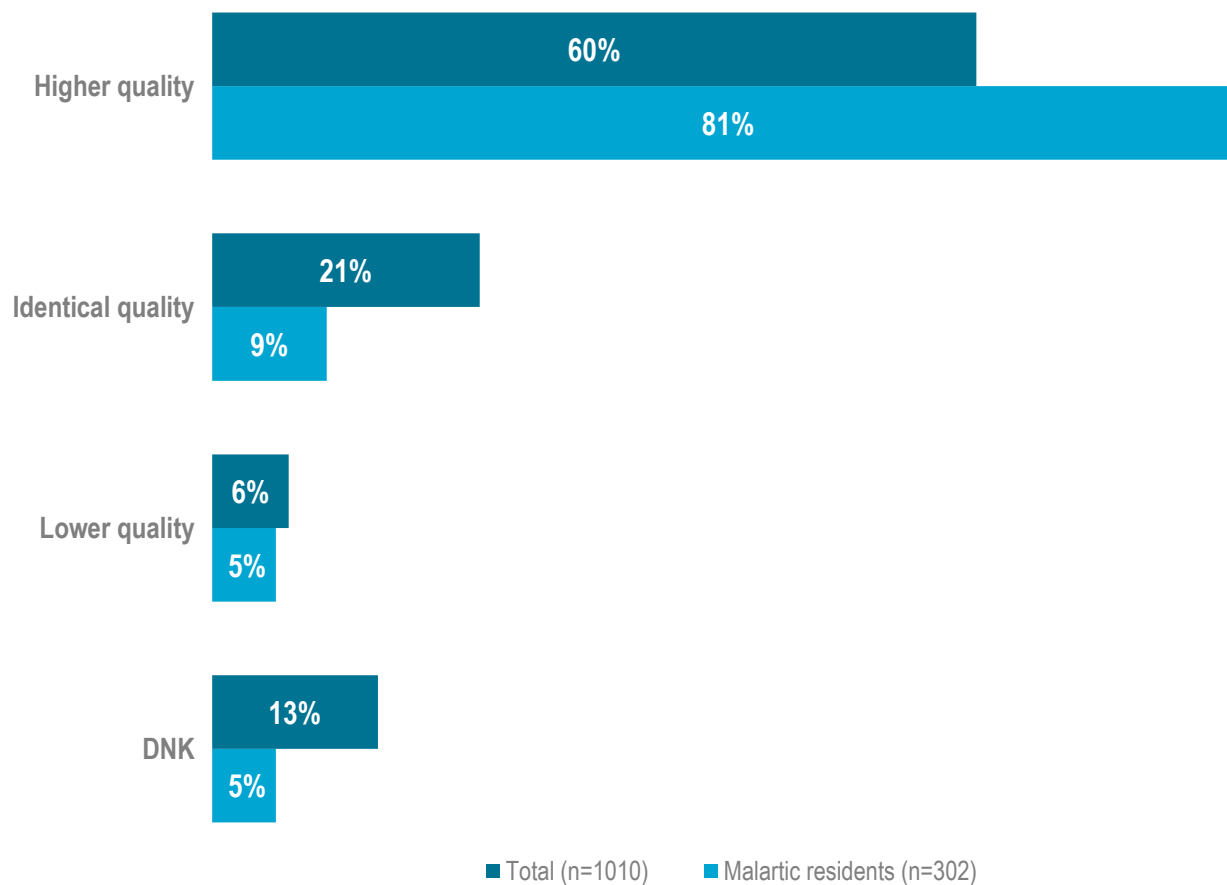
## Relocation handled in a respectful way toward the relocated citizens



Relocation	Total (n=1010)	Malartic (n=302)	Abitibi (n=506)	Témis. (n=202)	Pro-Osisko (n=464)	Fav. Osisko (n=438)	Not fav. Osisko (n=108)
Yes	75	79	<b>76</b>	<b>65</b>	<b>85</b>	74	<b>31</b>
No	13	14	13	14	<b>6</b>	<b>9</b>	<b>59</b>
I don't know/Refusal	13	7	12	21	9	17	9

Q17. Would you say that the relocation of a neighbourhood in the town of Malartic was handled in a respectful way toward the relocated citizens?

## Living environment in the new neighbourhood in Malartic



Q18. In your opinion, do the relocated citizens have a living environment that is of higher quality, lower quality or of identical quality to what they had in their former neighbourhood?

## Living environment in the new neighbourhood in Malartic

Malartic	Total respondents (n=1010)	Malartic residents (n=302)	Abitibi residents (n=506)	Témisca. residents (n=202)	Pro-Osisko (n=464)	Fav. Osisko (n=438)	Not fav. Osisko (n=108)
Higher quality	60	<b>81</b>	<b>62</b>	<b>41</b>	<b>71</b>	57	<b>31</b>
Identical quality	21	<b>9</b>	20	26	19	21	21
Lower quality	6	5	6	9	<b>3</b>	6	<b>24</b>
I don't know/Refusal	13	5	12	24	7	16	24

Q18. In your opinion, do the relocated citizens have a living environment that is of higher quality, lower quality or of identical quality to what they had in their former neighbourhood?

## BETTER QUALITY living environment in the new neighbourhood in Malartic

Raisons	Total respondents (n=618)	Malartic residents (n=233)	Abitibi residents (n=311)	Témisca. residents (n=74)	Pro-Osisko (n=346)	Fav. Osisko (n=241)	Not fav. Osisko (n=31)
Experience of a friend or acquaintance	22	29	23	14	24	20	34
From what I have heard in the media	21	4	21	26	22	18	31
New houses	13	8	13	13	14	13	13
I saw it	12	7	13	7	12	13	9
From my own experience, I was relocated	9	24	9	3	7	12	2
They have nicer houses than before	8	12	8	11	9	7	5
Everything is new	6	7	6	4	6	5	1
Modernisation of infrastructures	5	10	5	8	3	7	4
New neighbourhood	5	4	5	9	6	6	0
Relocation of houses	2	2	2	4	2	2	1
Increased value of houses	2	5	2	1	3	1	6
Beautification of the town	2	3	2	0	1	3	0
Revived the city	1	0	1	0	1	1	0
Change of scenery	1	0	1	0	0	0	9
Better quality of life	1	0	1	1	1	1	5
Other	3	3	3	6	4	2	4
I don't know/Refusal	2	0	2	1	2	3	0

Q19. Why do you say that the relocated citizens have a better quality living environment than they had in their former neighbourhood? On what do you base your answer?

FILTER: Respondents who stated that the relocation of a neighbourhood in Malartic has given the citizens a better quality living environment.

## IDENTICAL QUALITY living environment in the new neighbourhood in Malartic

Raisons	Total respondents (n=183)	Malartic residents (n=29)	Abitibi residents (n=100)	Témisca. residents (n=54)	Pro-Osisko (n=67)	Fav. Osisko (n=91)	Not fav. Osisko (n=25)
From what I have heard in the media	29	10	30	27	31	30	16
Experience of a friend or acquaintance	20	44	18	31	15	21	34
Relocation of houses	9	3	8	13	11	8	9
Same advantages as before	9	3	11	1	13	4	22
I saw it	8	10	9	3	4	12	8
From my own experience, I was relocated	7	12	6	6	10	3	8
Increased value of houses	3	0	4	0	4	3	0
Change of scenery	3	4	4	1	3	4	0
New houses	2	0	2	3	2	2	2
More noise	1	0	1	0	0	2	0
More pollution	1	0	1	0	0	2	0
Modernisation of infrastructures	1	3	1	0	2	0	0
They have nicer houses than before	1	3	1	2	0	2	0
Everything is new	1	0	1	2	1	2	0
Some people are satisfied, others are not	1	3	1	4	0	2	5
Other	7	11	6	10	4	6	20
I don't know/Refusal	11	3	11	13	10	14	0

Q19. Why do you say that the relocated citizens have a living environment of identical quality to what they had in their former neighbourhood? On what do you base your answer?  
 FILTER: Respondents who stated that the relocation of a neighbourhood in Malartic has given the citizens a living environment that is of identical quality to what they had before.

## LOWER QUALITY living environment in the new neighbourhood in Malartic

Raisons	Total respondents (n=69)	Malartic residents (n=19)	Abitibi residents (n=30)	Témisca. residents (n=20)	Pro-Osisko (n=13)	Fav. Osisko (n=28)	Not fav. Osisko (n=28)
Experience of a friend or acquaintance	40	32	<b>47</b>	10	30	40	45
From what I have heard in the media	22	7	22	22	33	17	22
I saw it	9	0	10	9	4	6	16
More noise	8	14	8	8	4	7	13
Change of scenery (unfamiliar)	8	0	8	10	0	13	7
More pollution	5	5	5	8	11	3	5
Relocation of houses	4	11	3	10	4	8	1
Proximity to the mine	3	0	0	20	0	8	0
New neighbourhood	3	0	3	0	0	0	7
From my own experience, I was relocated	2	25	2	0	1	0	5
Same advantages as before	1	0	0	4	4	0	0
Some people are satisfied, others are not	1	0	0	4	0	0	2
Other	6	20	5	9	11	8	2
I don't know/Refusal	0	11	0	0	1	0	0

Q19. Why do you say that the relocated citizens have a lower quality living environment than they had in their former neighbourhood? On what do you base your answer?  
 FILTER: Respondents who stated that the relocation of a neighbourhood in Malartic has given the citizens a lower quality living environment.

# OSISKO AND SOCIAL RESPONSIBILITY

---

REPORT PREPARED FOR THE OSISKO MINING COMPANY



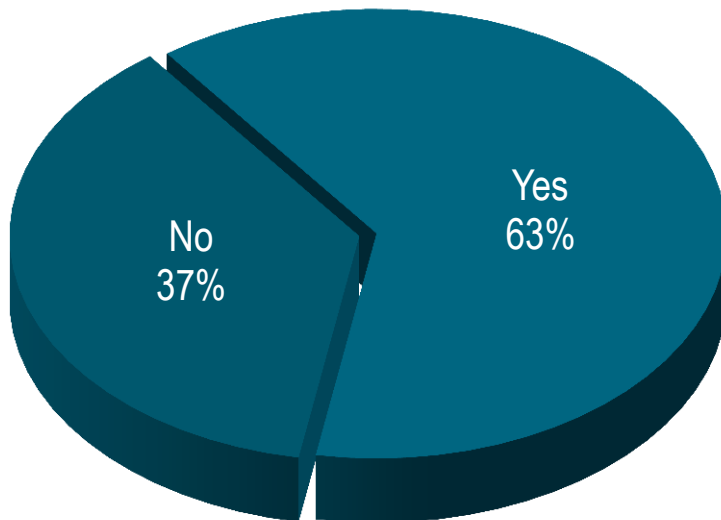
**Communications from Osisko are well perceived by citizens. Osisko listens, consults and informs sufficiently.**



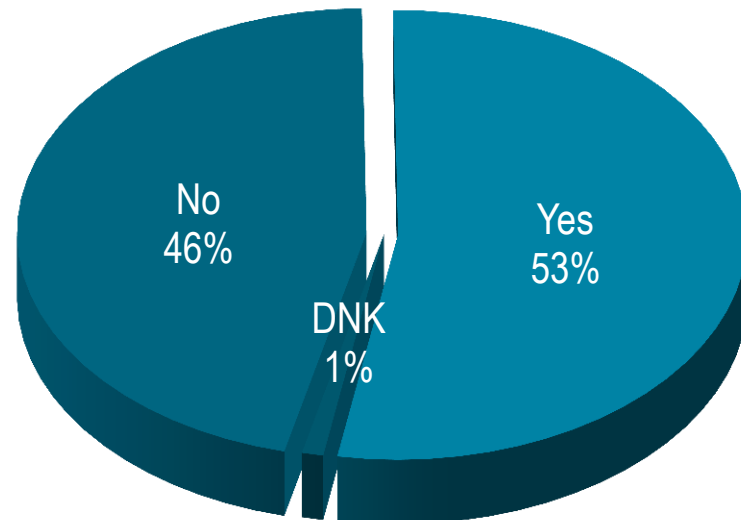
## Awareness of public information and discussion sessions

---

Awareness of public information and discussion sessions  
n=1010



Awareness of BAPE public hearings  
n=1010



Q20. Since its establishment in Malartic, Osisko Mining Corporation has conducted information and discussion sessions with citizens. Were you aware of these sessions?

Q21. Were you aware of the hearings held by the Office of Public Hearings on the Environment (the Bureau d'audiences publiques sur l'environnement), commonly known as BAPE, in the spring of 2009?

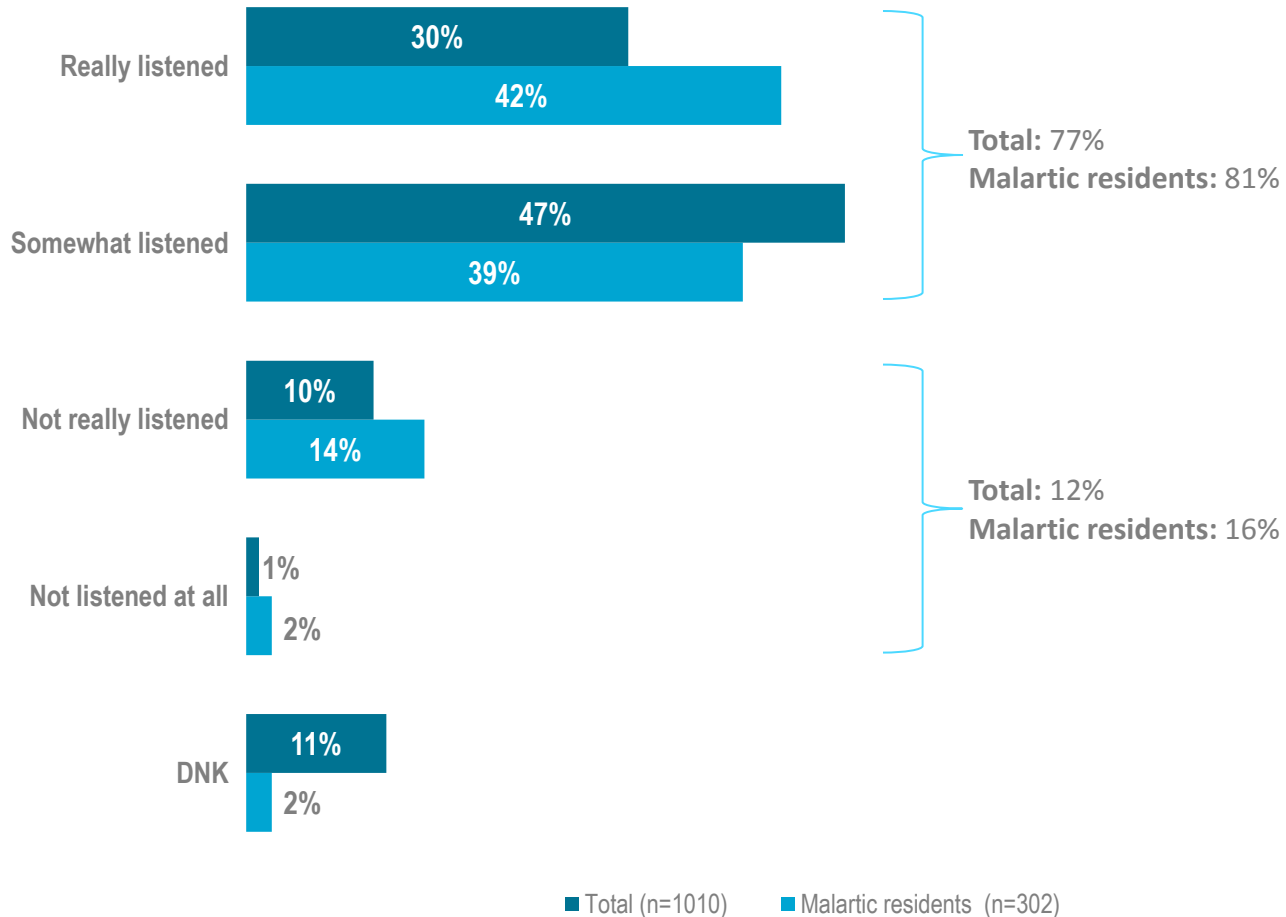
## Awareness of public information and discussion sessions

Awareness	Total respondents (n=1010)	Malartic residents (n=302)	Abitibi residents (n=506)	Témisca. residents (n=202)	Pro-Osisko (n=464)	Fav. Osisko (n=438)	Not fav. Osisko (n=108)
<b>Awareness of Osisko's public information sessions</b>							
Yes	63	<b>82</b>	<b>65</b>	<b>47</b>	<b>67</b>	63	<b>51</b>
No	37	<b>18</b>	<b>35</b>	<b>53</b>	<b>33</b>	37	<b>48</b>
I don't know/Refusal	0	0	0	0	0	0	0
<b>Awareness of BAPE public hearings</b>							
Yes	53	<b>68</b>	54	<b>47</b>	51	53	62
No	46	<b>31</b>	45	52	48	46	37
I don't know/Refusal	1	1	1	1	1	2	0

Q20. Since its establishment in Malartic, Osisko Mining Corporation has conducted information and discussion sessions with citizens. Were you aware of these sessions?

Q21. Were you aware of the hearings held by the Office of Public Hearings on the Environment (the Bureau d'audiences publiques sur l'environnement), commonly known as BAPE, in the spring of 2009?

# Perception that Osisko listens to Malartic residents



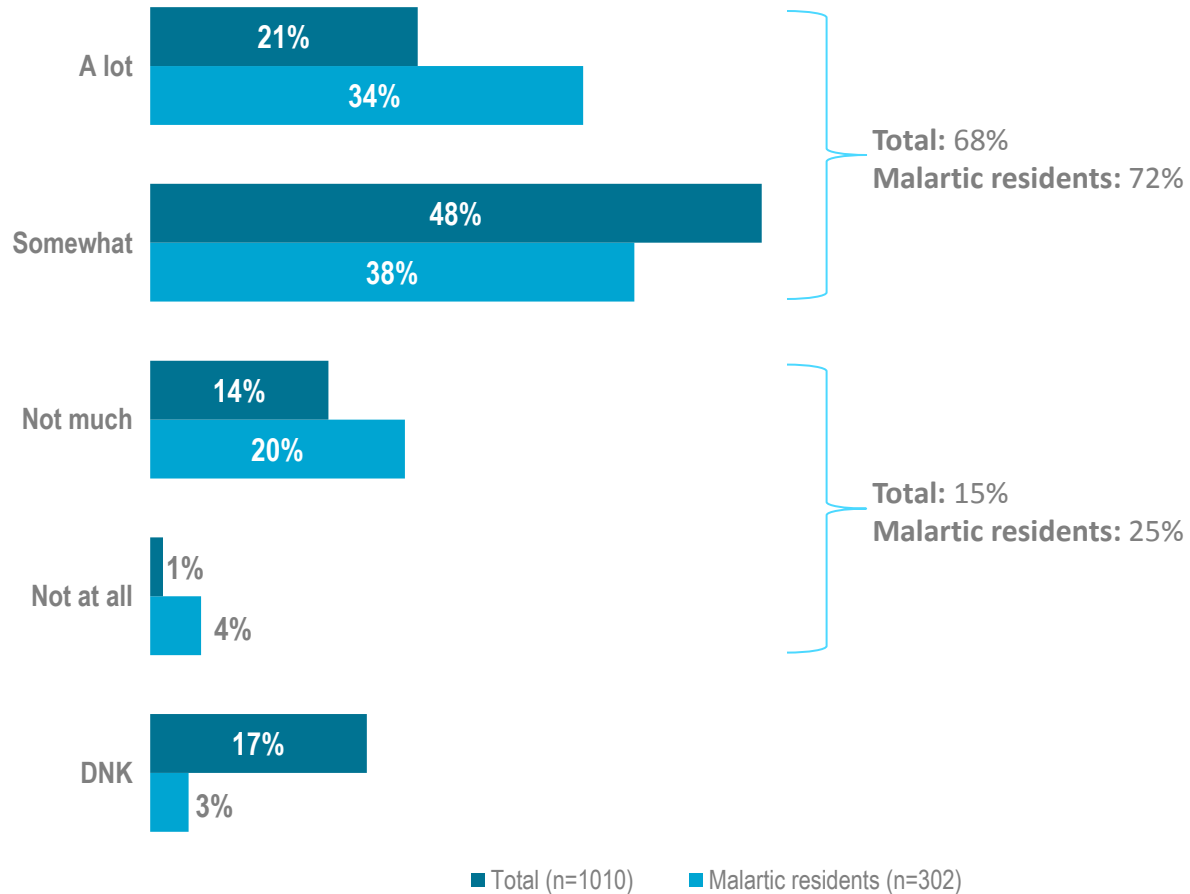
Q22. Since its establishment, would you say that the Osisko Mining Corporation has really listened, somewhat listened, not really listened or not listened at all, to the people of Malartic?

## Perception that Osisko listens to Malartic residents

Level of listening	Total respondents (n=1010)	Malartic residents (n=302)	Abitibi residents (n=506)	Témisca. residents (n=202)	Pro-Osisko (n=464)	Fav. Osisko (n=438)	Not fav. Osisko (n=108)
Really listened	30	<b>42</b>	31	<b>20</b>	<b>48</b>	<b>18</b>	<b>9</b>
Somewhat listened	47	39	47	48	<b>38</b>	<b>61</b>	<b>25</b>
Not really listened	10	14	10	11	<b>4</b>	8	<b>48</b>
Not listened at all	1	2	1	2	1	1	<b>8</b>
I don't know/Refusal	11	2	10	19	10	12	10

Q22. Since its establishment, would you say that the Osisko Mining Corporation has really listened, somewhat listened, not really listened or not listened at all, to the people of Malartic?

# Perception that Osisko consults Malartic residents



Q23. Since its establishment, would you say that the Osisko Mining Corporation has consulted the people of Malartic a lot, somewhat, not much or not at all?

## Perception that Osisko consults Malartic residents

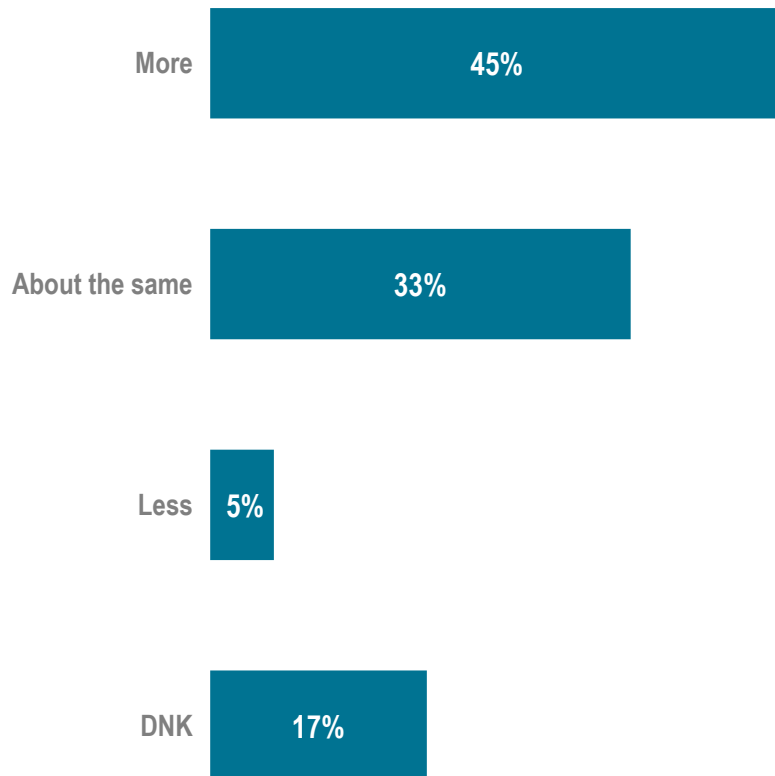
Level of consultation	Total respondents (n=1010)	Malartic residents (n=302)	Abitibi residents (n=506)	Témisca. residents (n=202)	Pro-Osisko (n=464)	Fav. Osisko (n=438)	Not fav. Osisko (n=108)
A lot	21	<b>34</b>	21	13	<b>35</b>	<b>10</b>	<b>6</b>
Somewhat	48	<b>38</b>	48	46	46	<b>54</b>	<b>24</b>
Not much	14	<b>20</b>	14	12	<b>6</b>	14	<b>46</b>
Not at all	1	<b>4</b>	1	1	<b>0</b>	<b>0</b>	<b>12</b>
I don't know/Refusal	17	3	16	28	12	22	12

Q23. Since its establishment, would you say that the Osisko Mining Corporation has consulted the people of Malartic a lot, somewhat, not much or not at all?

## Extent that Osisko consults Malartic residents compared to other mining companies in Abitibi-Témiscamingue

---

Total: n=1010



Q24. Compared to other mining companies in the Abitibi-Témiscamingue region, would you say that Osisko Mining Corporation consults the people of Malartic more, about the same, or less?

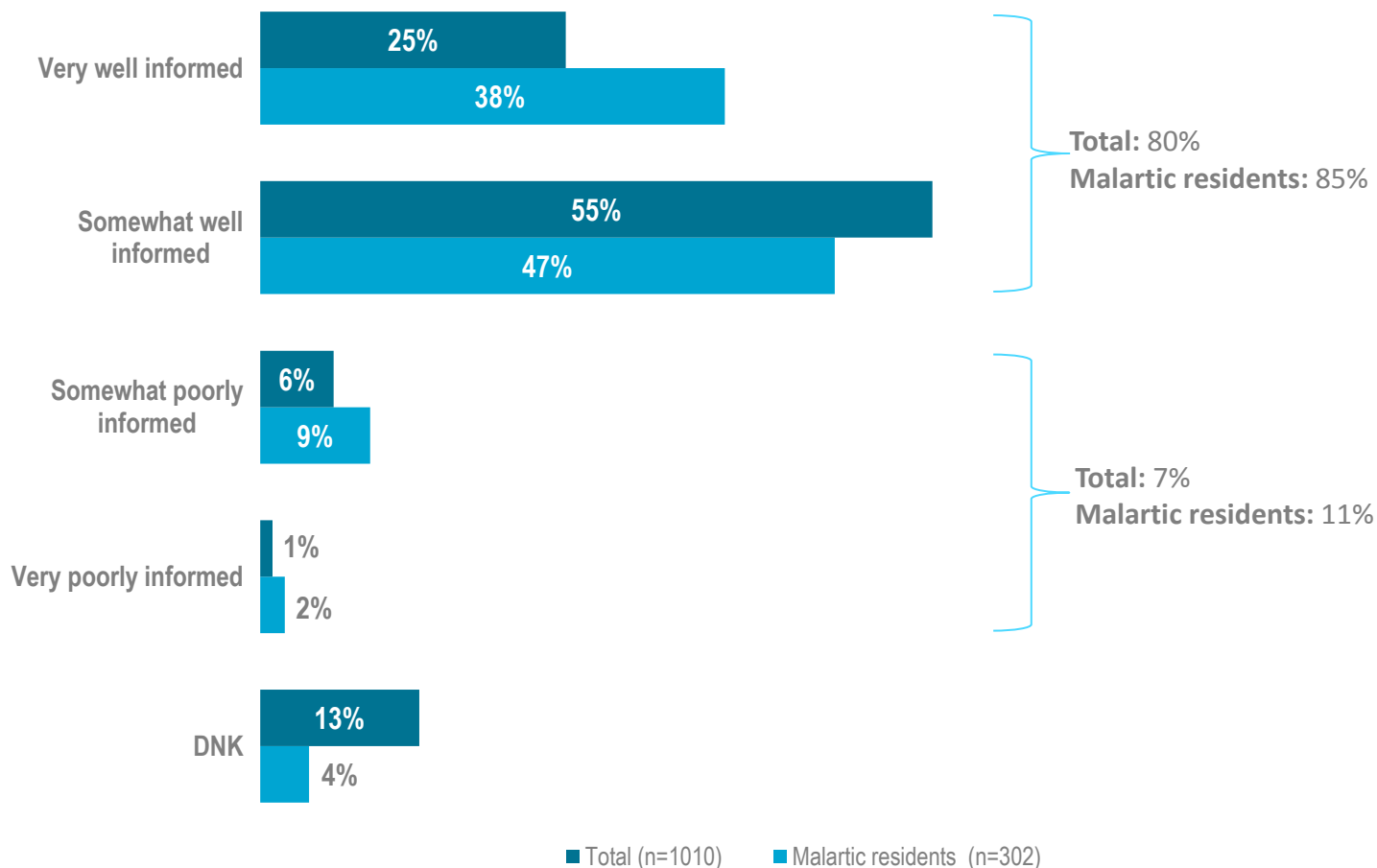
## Extent that Osisko consults Malartic residents compared to other mining companies in Abitibi-Témiscamingue

Comparison	Total respondents (n=1010)	Malartic residents (n=302)	Abitibi residents (n=506)	Témisca. residents (n=202)	Pro-Osisko (n=464)	Fav. Osisko (n=438)	Not fav. Osisko (n=108)
More	45	51	<b>46</b>	<b>33</b>	<b>53</b>	42	<b>20</b>
About the same	33	<b>26</b>	33	34	<b>28</b>	35	41
Less	5	6	6	4	3	4	<b>21</b>
I don't know/Refusal	17	17	16	29	15	20	19

Q24. Compared to other mining companies in the Abitibi-Témiscamingue region, would you say that Osisko Mining Corporation consults the people of Malartic more, about the same, or less?

## Extent that Osisko informs Malartic residents

Total: n=1010



Q25. Since its establishment, would you say that the Osisko Mining Corporation keeps the people of Malartic very well informed, somewhat well informed, somewhat poorly informed, or very poorly informed?

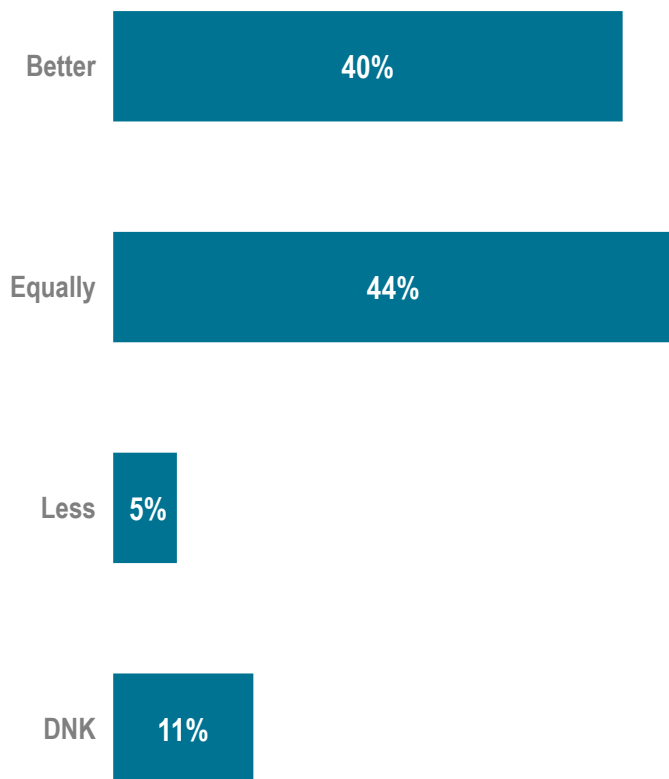
## Extent that Osisko informs Malartic residents

Comparison	Total respondents (n=1010)	Malartic residents (n=302)	Abitibi residents (n=506)	Témisca. residents (n=202)	Pro-Osisko (n=464)	Fav. Osisko (n=438)	Not fav. Osisko (n=108)
Very well informed	25	<b>38</b>	<b>27</b>	<b>14</b>	<b>42</b>	<b>14</b>	<b>9</b>
Somewhat well informed	55	<b>47</b>	55	55	<b>48</b>	<b>65</b>	<b>38</b>
Somewhat poorly informed	6	9	6	6	<b>1</b>	4	<b>34</b>
Very poorly informed	1	2	1	1	0	<b>0</b>	<b>9</b>
I don't know/Refusal	13	4	12	23	9	17	9

Q25. Since its establishment, would you say that the Osisko Mining Corporation keeps the people of Malartic very well informed, somewhat well informed, somewhat poorly informed, or very poorly informed?

## Extent that Osisko informs Malartic residents compared to other mining companies in Abitibi-Témiscamingue

Total: n=1010



Q26. Compared to other mining companies in the Abitibi-Témiscamingue region, would you say that the Osisko Mining Corporation keeps the people of the region better informed, equally informed or less informed?

## Extent that Osisko informs Malartic residents compared to other mining companies in Abitibi-Témiscamingue

Comparison	Total respondents (n=1010)	Malartic residents (n=302)	Abitibi residents (n=506)	Témisca. residents (n=202)	Pro-Osisko (n=464)	Fav. Osisko (n=438)	Not fav. Osisko (n=108)
Better	40	39	<b>42</b>	<b>29</b>	<b>48</b>	38	<b>16</b>
Equally	44	40	44	44	40	46	53
Less	5	4	5	5	<b>3</b>	4	<b>19</b>
I don't know/Refusal	11	16	9	22	10	12	11

Q26. Compared to other mining companies in the Abitibi-Témiscamingue region, would you say that the Osisko Mining Corporation keeps the people of the region better informed, equally informed or less informed?

# OSISKO AND THE ENVIRONMENT

---

REPORT PREPARED FOR THE OSISKO MINING COMPANY

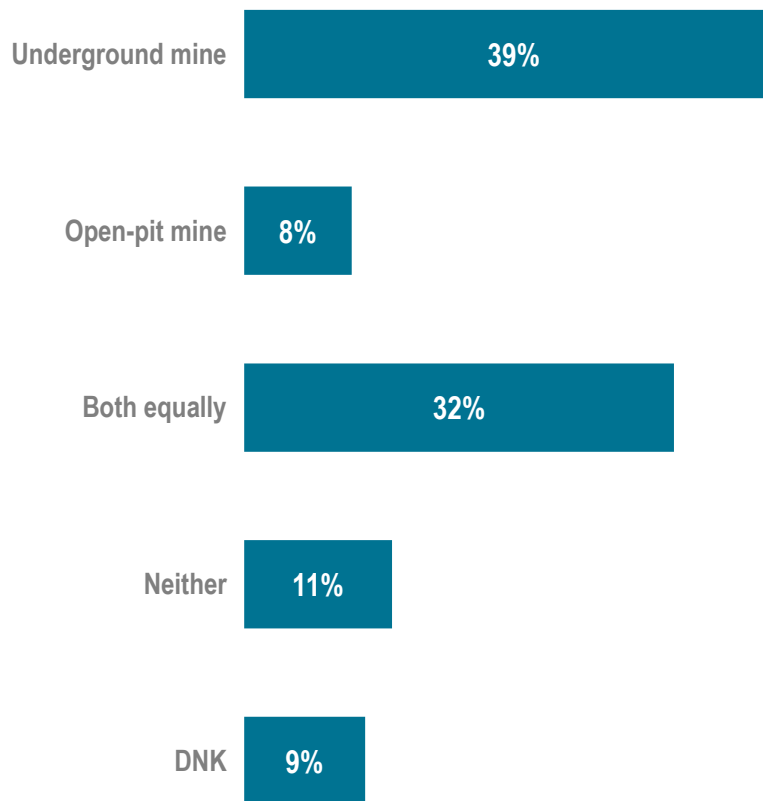


**Citizens are aware of the efforts made by Osisko to respect the environment.**



## Type of mine that is better for the environment

Total: n=1010



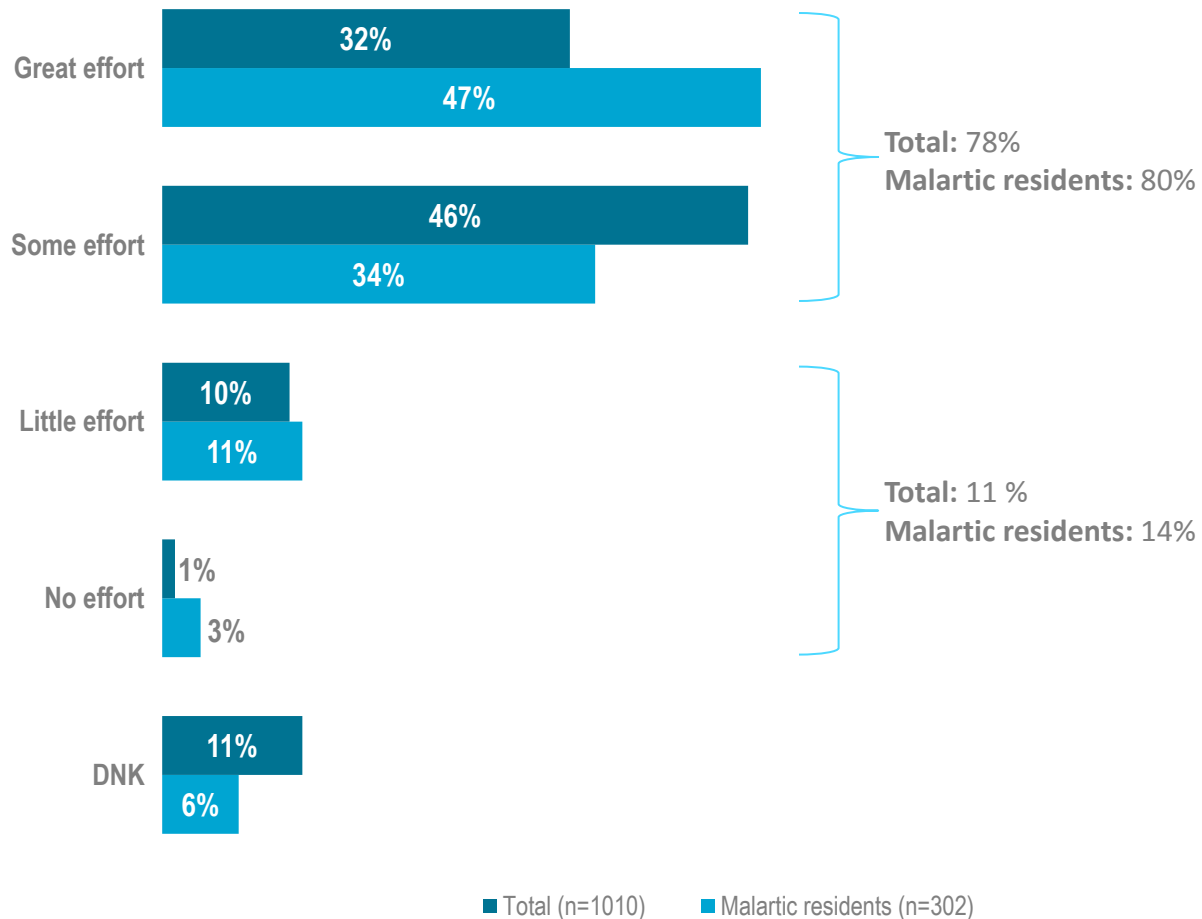
Q27. Which type of mine do you think is better for the environment: underground or open-pit? Would you say...

## Type of mine that is better for the environment

Type of mine	Total respondents (n=1010)	Malartic residents (n=302)	Abitibi residents (n=506)	Témisca. residents (n=202)	Pro-Osisko (n=464)	Fav. Osisko (n=438)	Not fav. Osisko (n=108)
Underground mine	39	36	39	40	37	38	<b>54</b>
Open-pit mine	8	11	8	10	<b>12</b>	7	<b>1</b>
Both equally	32	34	33	30	36	33	<b>16</b>
Neither	11	9	11	11	<b>8</b>	10	<b>25</b>
I don't know/Refusal	9	9	9	9	8	12	4

Q27. Which type of mine do you think is better for the environment: underground or open-pit? Would you say...

## Perception that Osisko makes an effort to respect the environment



Q28. Since its establishment, would you say that Osisko Mining Corporation has made a great effort, some effort, little effort, or no effort to respect the environment?

## Perception that Osisko makes an effort to respect the environment

Level of effort	Total respondents (n=1010)	Malartic residents (n=302)	Abitibi residents (n=506)	Témisca. residents (n=202)	Pro-Osisko (n=464)	Fav. Osisko (n=438)	Not fav. Osisko (n=108)
Great effort	32	<b>47</b>	32	25	<b>49</b>	<b>22</b>	<b>3</b>
Some effort	46	<b>34</b>	47	46	<b>40</b>	<b>57</b>	<b>26</b>
Little effort	10	11	10	9	<b>3</b>	8	<b>45</b>
No effort	1	3	1	3	<b>0</b>	1	<b>10</b>
I don't know/Refusal	11	6	10	17	8	12	16

Q28. Since its establishment, would you say that Osisko Mining Corporation has made a great effort, some effort, little effort, or no effort to respect the environment?

## Actions that Osisko could take to be more respectful toward the environment

Actions	Total respondents (n=1010)	Malartic residents (n=302)	Abitibi residents (n=506)	Témisca. residents (n=202)	Pro-Osisko (n=464)	Fav. Osisko (n=438)	Not fav. Osisko (n=108)
Restore sites and fix the damage done	29	<b>13</b>	29	28	25	<b>33</b>	27
Reduce noise	24	27	24	24	24	24	23
Reduce pollution and negative effects on the environment	15	13	15	14	16	13	21
Pay more attention to protecting the environment	13	7	12	15	15	10	15
Reduce or control dust	13	<b>36</b>	<b>12</b>	15	12	13	13
Pay more attention to the effects on people's health	11	15	11	14	12	11	7
Manage waste better	9	5	10	7	<b>6</b>	<b>13</b>	6
Minimize waste	4	4	4	8	5	4	4
Invest more in research	3	2	2	4	4	1	2
Reduce smoke emissions and foul odours	3	1	2	<b>6</b>	<b>1</b>	<b>5</b>	2
Ensure better safety for residents	3	3	3	3	4	3	1
Do a better job of controlling operations	2	2	2	1	2	1	5
Reduce vibrations	2	<b>7</b>	2	2	2	2	4
Other	7	7	6	8	<b>4</b>	6	<b>21</b>
I don't know/Refusal	23	20	<b>24</b>	16	25	22	15

Q29. In your opinion, what are the two main actions that the Osisko Mining Corporation could take to be more respectful of the environment?

THANK YOU!

---

[WWW.CROP.CA](http://WWW.CROP.CA)

「 life to ideas

「 C R O P 」

---

550, RUE SHERBROOKE OUEST

---

MONTREAL (QUÉBEC) H3A 1B9

---

BUREAU 900 – TOUR EST

---

T 514 849-8086

---

[WWW.CROP.CA](http://WWW.CROP.CA)

「 life to ideas

「 C R O P 」